

The Electrical Components Catalogue

Presented By
Furniture Components UK Ltd.

kitchen

bathroom

bedroom

specification

Strathmore House New Bowness Mill,
Shawclough Road, Waterfoot, Lancs, BB4 9JZ
Tel: +44 (0) 1706 220 763 Fax: +44 (0) 1706 222 224
Email: sales@furniture-components.co.uk
Web: www.furniture-components.co.uk

Furntiure Components UK Ltd




2008/2009 Collection

Contents

1.0 Kitchen lighting

- 1.01 LV Cabinet Lighting
- 1.07 LED Plinth Lighting
- 1.09 Kitchen Cabinet Transformers
- 1.11 Energy Saving Lighting
- 1.14 Energy Saving LED Lighting
- 1.21 LED Power converters
- 1.22 Mains G9 Range
- 1.23 Illuminated Shelves
- 1.26 Fluorescent Lighting
- 1.28 Cabinet Switches
- 1.29 Evoline Port



2.0 Bathroom lighting

- 2.01 Illuminated Mirrors
- 2.03 Shaver Lights and Sockets
- 2.04 Ceiling Lights
- 2.04 Under Cupboard Lighting
- 2.05 Shower Lights
- 2.08 Fire Rated Shower Lighting
- 2.09 Wall Lighting
- 2.11 Walkover Lighting
- 2.12 Illuminated Shelves
- 2.12 Over Cabinet Lighting
- 2.13 Plinth Lighting
- 2.14 Transformers and Consumer Unit
- 2.15 Designer Radiators



3.0 Bedroom lighting

- 3.01 Bedroom Lighting
- 3.03 Energy Saving Bedroom Lighting



4.0 Specification lighting

- 4.01 Die Cast Fire and Acoustic Rated Fittings
- 4.02 Energy Saving Ceiling Lighting
- 4.04 Energy Saving Outdoor Lighting
- 4.05 Energy Saving Ceiling Light Pack
- 4.06 Aluminium Twist and Lock
- 4.07 Die Cast Ceiling Lighting
- 4.08 Pressed Steel Ceiling Lighting
- 4.09 Specialist Ceiling Lighting
- 4.10 LED Brick Lights
- 4.11 Outdoor / Walkover Lighting
- 4.12 Standard Ceiling Transformers
- 4.14 Smoke and Heat Alarms
- 4.15 Lamps and Lamp Holders
- 4.21 Commercial Downlights
- 4.22 Electrical Accessories



Glossary of icons

Index

Contact us

Contact the sales team at Furniture Components UK Ltd
by any of the following methods:

By Telephone: +44 (0) 1706 220 763

By Fax: +44 (0) 1706 222 244

By Email: sales@furniture-components.co.uk

Via our website: www.furniture-components.co.uk

The Furniture Component website is continually monitored
and updated when a new product is launched.

New products





2.09

IP54 GU10
Up & Down Wall Light



2.10

IP54 GU10
Adjustable Wall Light



2.10

IP54 GU10
Fixed Wall Light



2.11

IP65 GX53
Walkover Light




2.12

IP44 LED
Venice Shelf



2.12

Vetrella
Light



2.12

Flay
Light




2.14

Bathroom
Consumer Unit



2.15

Designer
Radiators



4.01

Energy Saving Square
Fire Rated Downlight



4.01

IP65 Fire & Acoustic
Adjustable Shower Light



4.09

Blind Hole
Downlight



4.21

Energy Saving
Commercial Downlights


Kitchen Lighting

- 1.01 LV Cabinet Lighting
- 1.07 LED Plinth Lighting
- 1.09 Kitchen Cabinet Transformers
- 1.11 Energy Saving Lighting
- 1.14 Energy Saving LED Lighting
- 1.21 LED Power converters
- 1.22 Mains G9 Range
- 1.23 Illuminated Shelves
- 1.26 Fluorescent Lighting
- 1.28 Cabinet Switches
- 1.29 Evoline Port



Galaxy

This high quality glass range comes in a variety of different shapes and is ideal for the latest high specification kitchen and project market.



LV Galaxy 'T'

- 20 watt G4 lamp
- 1.5m lead and mini amp connector
- 12v
- Transformer required
- Complete with lamp
- Spare lamps available

Dimensions


- 185mm (w) x 180mm (d) x 62mm (h)

Description	Code
Galaxy 'T'	SY9211
Transformer	SY1503B
Spare 20w lamp	SY0498

See page 1.09 for Transformer

See page 4.15 for Lamps

Available in kit form



LV Galaxy 'S'

- 20 watt G4 lamp
- 1.5m lead and mini amp connector
- 12v
- Transformer required
- Complete with lamp
- Spare lamps available

Dimensions


- 150mm (w) x 150mm (d) x 62mm (h)

Description	Code
Galaxy 'S'	SY9212
Transformer	SY1503B
Spare 20w lamp	SY0498

See page 1.09 for Transformer

See page 4.15 for Lamps

Available in kit form



LV Galaxy 'O'

- 20 watt G4 lamp
- 1.5m lead and mini amp connector
- 12v
- Transformer required
- Complete with lamp
- Spare lamps available

Dimensions

- 152mm (w) x 152mm (d) x 62mm (h)

Description	Code
Galaxy 'O'	SY9213
Transformer	SY1503B
Spare 20w lamp	SY0498

See page 1.09 for Transformer

See page 4.15 for Lamps

Available in kit form



LV under cabinet lighting



LV Drop glass recti-light

- Stainless Steel body
- 20 watt G4 lamp
- 12v
- 1.5m lead plus mini amp connector
- Requires transformer
- Spare lamps available


Dimensions

- 94mm (w) x 140mm (d) x 89mm (h)

Description	Code
Drop Glass Recti-Light	SY8491SS
Transformer	SY1503B
Spare lamp (20w)	SY0498

See page 1.09 for Transformer
See page 4.15 for Lamps
Available in kit form

(SS)



LV Recti-light

- Stainless Steel or Aluminium body
- Complete with 20w G4 lamp
- 12v
- 1.5m lead plus mini amp connector
- Requires transformer
- Spare lamps available


Dimensions

- 86mm (w) x 132mm (d) x 89mm (h)

Description	Code
Stainless Steel Recti-Light	SY8605SS
Aluminium Recti light	SY8605AL
Transformer	SY1503B
Spare lamp (20w)	SY0498

See page 1.09 for Transformer
See page 4.15 for Lamps
Available in kit form

(AL) (SS)



LV Drop glass tri-light

- Stainless Steel body
- 20 watt G4 lamp
- 12v
- 1.5m lead plus mini amp connector
- Requires transformer
- Spare lamps available


Dimensions

- 138mm (w) x 140mm (d) x 57mm (h)

Description	Code
Drop Glass Tri-Light	SY8490SS
Transformer	SY1503B
Spare lamp (20w)	SY0498

See page 1.09 for Transformer
See page 4.15 for Lamps
Available in kit form

(SS)



LV Tri-light

- Stainless Steel body
- 20 watt G4 lamp
- 12v
- 1.5m lead plus mini amp connector
- Requires transformer
- Spare lamps available

Dimensions

- 130mm (w) x 130mm (d) x 57mm (h)

Description	Code
Stainless Steel Tri-Light	SY8609SS
Aluminium Tri-Light	SY8609AL
Transformer	SY1503B
Spare lamp (20w)	SY0498

See page 1.09 for Transformer
See page 4.15 for Lamps
Available in kit form

(AL) (SS)

LV under cabinet lighting



LV Diamond black tri-light

This product has been launched for the ultimate designer kitchen and is for use under the cabinets as a feature

- Black painted finish
- 20w G4 lamp
- 12v
- 1.5m lead and mini amp connector
- Requires transformer
- Spare lamps available

Dimensions

- 130mm(w) x 130mm(d) x 57mm(h)

Description	Code
Diamond Black Tri-light	SY8609BK
Transformer	SY1503B
Spare lamp (20w)	SY0498

See page 1.09 for Transformer
See page 4.15 for Lamps
Available in kit form

(BK)



LV Aluminium under cabinet light

- Aluminium Body
- 20 Watt 12 v
- Integrated On/Off Switch
- 1.5m lead and mini amp connector
- Requires transformer
- Spare lamps available

Dimensions

- 50mm (h) x 35mm (d)

See page 1.09 for Transformer
See page 4.15 for Lamps

Description	Code
Light Fitting 200mm	1x20w SY9236
Light Fitting 450mm	2x20w SY9237
Light Fitting 600mm	2x20w SY9238
Light Fitting 900mm	3x20w SY9239
Transformer	SY1503B
Spare Lamps (20w)	SY0498

(AL)



LV Flo-light

- Available in Chrome (CC), Nickel (NM), Aluminium (AL), Polished Brass (PB), White (WH),
- 20 watt G4 lamp
- Surface mounted
- 1.5m lead and mini amp connector
- Requires transformer
- Spare lamps available

Dimensions


- 82mm (w) x 23mm (d)

Description	Code
Flo Light	SY8608
Transformer	SY1503B
Spare lamp (20w)	SY0498

See page 1.09 for Transformer
See page 4.15 for Lamps
Available in kit form

(CC) (NM) (WH) (PB) (AL)

Low voltage cabinet downlights

Blind hole downlight

- Suitable for installation in 'blind holes' - only 13mm deep, no ventilation required at back of fitting
- Satin Chrome finish
- Utilises 10w halogen lamp
- Cut out - 58mm
- Overall diameter - 66mm



Description	Code
Blind Hole Downlight	SY9496



LV Recessed light

- 1.5m lead plus mini amp connector
- Requires Transformer
- Available as a kit including 1-6 lights, lamps, transformer and connecting cable
- Spare lamps available
- Flange depth 1mm

See page 1.09 for Transformer
See page 4.15 for Lamps



Description	Code
Recessed light	SY8611/A
Transformer	SY1503B
Spare lamps (20w)	SY0498
1 light kit (Recessed)	SY7652
2 light kit (Recessed)	SY7655
3 light kit (Recessed)	SY7656



Standard surface spacer

- Available in Chrome, Nickel, Polished Brass, or White finishes

Dimensions

- 55mm (w) x 25mm (d)



Description	Code
Standard Spacer	SY8611/B



Angled surface spacer

- Available in Chrome, Nickel, Aluminium, Polished Brass, or White finishes

Dimensions

- 55mm (w) x 25-35mm (d)



Description	Code
Angled Spacer	SY8660

Low voltage over cabinet lighting

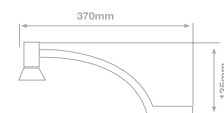


Signo swan neck

- Available in Chrome and Nickel Matt
- 20 watt MR11, 12v
- Complete with lamp
- 1.5m lead plus mini amp connector
- Requires Transformer
- Adjustable head
- Spare lamps available

Description	Code
Signo Swan	SY8661
Transformer	SY1503B
Spare lamp (20w)	SY0601

See page 1.09 for Transformer
See page 4.15 for Lamps
Available in kit form



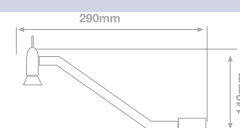
LV Slalom swan neck

- Available in Gold, Chrome and Nickel
- 20 watt MR16, 12v
- Complete with lamp
- 1.5m lead plus mini amp connector
- Requires Transformer
- Adjustable head
- Spare lamps available

Dimensions
• 290mm (d) x 140mm (h)

Description	Code
Slalom Swan	SY8666
Transformer	SY1503B
Spare lamp (20w)	SY2634

See page 1.09 for Transformer
See page 4.15 for Lamps
Available in kit form



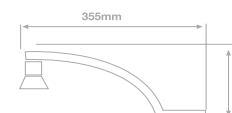
Ghibli swan neck

- Chrome or Nickel finish
- 20 watt MR16, 12v
- Complete with lamp
- 1.5m lead plus mini amp connector
- Requires Transformer
- Adjustable head
- Spare lamps available

Dimensions
• 355mm (d) x 140mm (h)

Description	Code
Ghibli Swan	SY8606
Transformer	SY1503B
Spare lamp (20w)	SY2634

See page 1.09 for Transformer
See page 4.15 for Lamps
Available in kit form



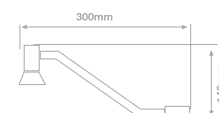
LV Tipe swan

- Chrome or Nickel finish
- 20 watt MR16, 12v
- Complete with lamp
- 1.5m lead plus mini amp connector
- Requires Transformer
- Adjustable head
- Spare lamps available

Dimensions
• 300mm (d) x 140mm (h)

Description	Code
Tipe Swan	SY8625a
Transformer	SY1503B
Spare lamp (20w)	SY2634

See page 1.09 for Transformer
See page 4.15 for Lamps
Available in kit form



Low voltage over cabinet lighting



Aluminium over cabinet light

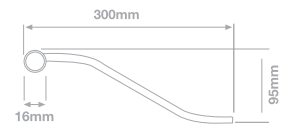
- Aluminium Body
- 20 Watt 12 v
- 1.5m Lead and Mini Amp Connector
- Requires Transformer
- Spare lamps available

See page 1.09 for Transformer
See page 4.15 for Lamps

Description	Code	
Light Fitting 200mm	1x20w	SY9233
Light Fitting 350mm	2x20w	SY9234
Light Fitting 800mm	3x20w	SY9235
Transformer	SY1503B	
Spare 20w lamp	SY0498	



Swan neck 'T' style



- Nickel
- 10 watt G4 lamp, 12v
- Complete with 2 lamps
- 1.5m lead plus mini amp connector
- Requires Transformer
- Spare lamps available

Description	Code
'T' Style Light	SY9214
Transformer	SY1503B
Spare lamp (10w)	SY2631

See page 1.09 for Transformer
See page 4.15 for Lamps
Available in kit form



LED Plinth lighting

An innovative range of LED lighting



LED Star bright



- 4 point Osram LED
- Aluminium Finish
- Available with White or Blue LED
- Kit includes power converter
- Each kit can run up to 6 lights
- LED's with 30,000hrs lamp life
- Uses 1w of power
- Cool Running
- 42mm (w) x 42mm (d)
- Overall 10mm (d) / Flange 5mm (d)
- Easily installed by drilling 7.5mm hole

Description	Code
3 light White Star Bright Kit	SY9517WH
3 light Blue Star Bright Kit	SY9517BL
Additional White Star Bright	SY9509WH
Additional Blue Star Bright	SY9509BL




LED Square plinth light



- Nickel finish
- Available with White or Blue LED
- Available in 3 light kit with power converter
- Additional lights available to make up to a maximum of 6 lights
- LED's with 30,000hrs lamp life
- Cool Running
- 70mm (w) x 70mm (d)
- Overall 24mm (d) / Flange 3mm (d)
- Cut out size 65mm

Description	Code
3 light kit White	SY9512WH
3 light kit Blue	SY9512BL
Additional White LED's	SY9513WH
Additional Blue LED's	SY9513BL



LED Square plinth light



- Nickel finish
- Utilises high output white LEDs
- Available in 3 light kit with power converter
- LED's with 30,000hrs lamp life
- Cool Running
- 70mm (w) x 70mm (d)
- Overall 24mm (d) / Flange 3mm (d)
- Cut out size 65mm

Description	Code
Square Plinth kit White	SY9526WH



LED Super bright



- 4 high output super bright LED's
- 12v power converter included in kit
- Available in white and blue LED's
- Chrome finish
- Additional fittings available to make kit up to a maximum of 6 lights
- LED's with 30,000hrs lamp life
- Uses 1w of power per light
- Cool Running
- 41mm (w) x 20mm (d)
- Cut out size 27mm

Description	Code
White 3 light kit	SY9506CC/WH
Blue 3 light kit	SY9506CC/BL
White high output fitting	SY9507CP/WH
Blue high output fitting	SY9507CP/BL



Plinth lighting

An innovative range of Halogen and LED lighting



zone 1 zone 2 rating IP68

12 LED Rectangular plinth light



- Mains voltage plinth light
- IP68 rated
- Pre-wired with 1.5 metres of mains cable
- 12 high output LED's
- Uses 2.8w of power
- Cool running
- Can be fitted outside
- Available in white and warm white
- 30,000hrs lamp life

Description	Code
White Plinth Light	SY9716
Warm White Plinth Light	SY9717

Dimensions

- 105mm (w) x 40mm (h)



zone 1 zone 2 rating IP68

9 LED Square plinth light



- Mains voltage plinth light
- IP68 rated
- Pre-wired with 1.5 metres of mains cable
- 9 high output LED's
- Uses 2.8w of power
- Can be fitted outside
- Available in white and warm white
- 30,000hrs lamp life
- Cool running

Description	Code
White Plinth Light	SY9719
Warm White Plinth Light	SY9720

Dimensions

- 70mm (w) x 70mm (h)



LV Galaxy square plinth light

- Die cast Aluminium finish or Satin Chrome
 - 20w, G4 12v
 - 1.5 m lead plus mini amp connector
 - Requires transformer
 - Spare lamps available
- Dimensions
- 90mm (l) x 90mm (w) x 44mm (h)
 - Cut out size 80mm square

Description	Code
LV Plinth Light	SY8697
Transformer	SY1503B
Spare Lamp (20w)	SY0498

See page 1.09 for Transformer
See page 4.15 for Lamps



zone 1 zone 2 rating IP66

Small square LED plinth light



- Steel housing
- Each fitting contains 3 LEDs
- Supplied with 10m cable
- Available with White or Blue LEDs

Dimensions:

- 35mm (l) x 35mm (w) x 27mm (d)

Description	Code
4 Light Kit White	SY9881(WH)
4 Light Kit Blue	SY9881(BL)
Additional light White	SY9882(WH)
Additional light Blue	SY9882(BL)

Plinth lighting

An innovative range of Halogen and LED lighting



zone 1 zone 2 rating IP66

15mm round plinth light



- Steel housing
- Includes 12v indoor transformer
- 10 way junction with 10m cable
- Transformer supplied powers up to 50 fittings
- Available with White or Blue LED's

Dimensions

- 39mm (h) x 15mm (dia)

Description	Code
4 Light Kit White	SY9883(WH)
4 Light Kit Blue	SY9883(BL)
Additional Light White	SY9884(WH)
Additional Light Blue	SY9884(BL)

Kitchen cabinet transformers



20/60va Electronic transformer

- Supplied with 3 or 6 way mini amp block
- Supplied with 1.5m of mains cable
- Short circuit protection
- Overload protection
- Thermal protection
- 3 year guarantee

Description	Code
3 way 20/60va Transformer	SY1503B
6 way 20/60va Transformer	SY1503B6



TCI Transformer

- 10/60va with 6 way mini amp block
- Supplied with 1m of mains cable
- Short circuit protection
- Overload protection
- Thermal protection
- Fully dimmable

Description	Code
10/60va Transformer	SY1503




Kitchen cabinet transformers



35/105va Electronic transformer

- Supplied with 6 way mini amp block
- Supplied with 1.5m of mains cable
- Short circuit protection
- Overload protection
- Thermal protection
- 1 year guarantee

Description	Code
35/105va Transformer	SY1505A



20/60va Touch dimming transformer

- Supplied with 3 way mini amp block
- Supplied with 1.5m of mains cable
- Separate sensor lead switches transformer on and off and regulates the brightness
- Short circuit and overload protection
- 1 year guarantee

Description	Code
Touch Dimming Transformer	SY1510

Touch dimming system

- The electrical circuit within the touch dimming transformer allows the set of three lights to be controlled from a master unit. The master unit can increase or decrease the brightness of the lights by simply touching the carcass of the light until the desired lighting level is achieved. The lights can be switched on or off with a simple stroke of the finger tip upon the master unit. The unit is complete.



Touch switch

- Separate sensor for turning lights on and off
- The touch switch will run up to four 20/60va electronic transformers
- 1 year guarantee
- 250w rating

Description	Code
Touch Switch	SY1508

Touch switching system

- The touch switch allows on/off switching by simply touching a master unit. A transformer must be connected in conjunction with the touch switch



Energy saving lighting

This range of cabinet and under cabinet lighting uses fluorescent light, eliminating the need for a transformer. The lamps themselves do not get as hot as halogen fittings. In addition to this changing the lamp is much easier than halogen fittings. Uses fast fit - fast plug in connector system.



CFL Tri-lite



- Stainless steel effect
- Energy saving
- Separate 2m lead for ease of installation
- 240v supply
- Complete with fixing screws
- Transformer not required
- Lamps available up to a maximum of 13w

Dimensions

- 200mm(w) x 170mm(d) x 50mm(h)

Description	Code
CFL Tri-lite	SY9290
1M Connecting cable (M&F)	SY9334
2M Extension cable	SY9335



CFL Recessed cabinet light



- Stainless Steel effect
- Separate 2m lead for ease of installation
- 240v supply
- Fully linkable
- Transformer not required
- Lamps available up to a maximum of 13w

Dimensions

- 93mm(w) x 24mm(d)
- Cut out size 85mm

Description	Code
CFL Recessed light	SY9331
1M Connecting cable (M&F)	SY9334
2M Extension cable	SY9335



Spacer for 7w CFL surface mounted light

- Stainless steel effect

Dimensions

- 90mm(w) x 27mm(d)

Description	Code
Spacer	SY9332



Over cabinet mounting for 7w CFL

- Stainless Steel effect
- Light fitting not included
- Recessed fitting SY9331 fits into the mounting

Dimensions

- 310mm(w) x 185mm(d)

Description	Code
Mounting plate	SY9337

Energy saving cabinet lighting



7w CFL recessed cabinet light



- Stainless Steel effect
- Complete with 7w CFL
- Separate 2m lead for ease of installation
- 240v supply
- Fully linkable
- Transformer not required

Dimensions

- 98mm(w) x 30mm(d)

Description

Description	Code
CFL Recessed light	SY9294B
Replacement lamp (7w)	SY9291YG
2M Connecting cable	SY8731B
3M Connecting cable	SY8733B



7w CFL surface cabinet light



- Silver lacquered plastic
- Complete with 7w CFL
- Separate 2m lead for ease of installation
- 240v supply
- Fully linkable
- Transformer not required

Dimensions

- 92mm(w) x 24mm(d)

Description

Description	Code
CFL Surface light	SY9295B
Replacement lamp (7w)	SY9291YG
2M Connecting cable	SY8731B
3M Connecting cable	SY8733B



Linear range with floating glass



This high quality stainless steel product is designed to fit underneath wall cabinets to illuminate the worktop. Ideal for use in designer apartments where the acoustic regulations stop the sockets being flush mounted into the wall. Each light fitting incorporates touch switch to turn on and off.

- Pre-wired with 1.5m cable
- Available in 8w 450mm and 13w 600mm
- 240v supply
- Touch sensor for turning on and off
- Can be used with SY9274 and SY9275 double and single sockets

Description	Code
8w Linear	SY9272
13w Linear	SY9273

Dimensions

- SY9272 450mm(w) x 140mm(d) x 77mm(h)
- SY9273 600mm(w) x 140mm(d) x 77mm(h)



Stainless steel linear sockets

- Pre-wired with 1.5m cable
- Available in double and single socket versions
- 240v supply

Description	Code
Single socket	SY9275
Double socket	SY9274

Dimensions

- SY9275 82mm(w) x 140mm(d) x 77mm(h)
- SY9274 150mm(w) x 140mm(d) x 77mm(h)

Silverline cold cathode light



The Silverline cold cathode is at the forefront of cutting edge technology with unique energy saving qualities using only 5 watts of power and a lamp life of 10,000 hours.

- Notebook technology using laptop screen illumination
- Sealed for life cold cathode
- Low voltage and cold running
- Linkable - up to 3 pieces
- Butt joint and cable link included (200mm)
- Screw fixing and self adhesive accessories included
- Weight 50g

Description	Code
1 light kit	SY9610
Additional Silverline	SY9611

Dimensions

- 160mm(w) x 110mm(d) x 15mm(h)

LED Cabinet lighting



LED Halo light



- Uses 2.5 watts of power
- 31 point LED light combines energy saving technology with a striking design to create a truly superior product
- Ideal for specifiers looking to introduce an instant wow factor to their designs
- Available in Blue, Green and White
- High quality die cast fitting
- Hand made
- Supplied with 2m of cable
- Cool running

Description	Code
White/White	SY9475WH/WH
White/Blue	SY9475WH/BL
White/Green	SY9475WH/GR
Converter	SY9476



LED Saturn light



- Utilises 14 high output LED's in each fitting
- Available with Blue or White LED's
- Additional fittings available - up to 6 per driver

Dimensions

- 60mm (dia) x 8mm (d)

Description	Code
2 Light Kit (White)	SY9827WH
2 Light Kit (Blue)	SY9827BL
Additional Light White	SY9828WH
Additional Light Blue	SY9828BL
Driver	SY9829



LED Over cabinet fitting



- Surface mounted
- Aluminium finish
- Uses high power LED's
- Uses 1.8w of power per LED
- Requires power converter

Dimensions

- Overall length 150mm

Description	Code
LED Over cabinet fitting	SY9811
15w LED power driver	SY9739



Surface mounted mains LED light



- 30 point LED
 - Available in Chrome and Nickel Matt
 - Pre-wired with 1.5 metres of mains cable
 - Uses 3w of power
 - Cool running
 - Converter not required
- Dimensions
- Overall diameter 93mm, depth 17mm

Description	Code
Surface Light CH	SY9711
Surface Light NM	SY9712



Energy saving LED GX53 range



Mains LED GX53 Tri-lite



- Stainless steel effect
- Energy saving
- With 29 point GX 53 LED lamp
- Separate 2m lead for ease of installation
- 240v supply
- Complete with fixing screw
- Converter not required
- Long lamp life
- Cool running
- Uses 2w of power
- Available with white or blue LED's

Description	Code
GX53 Tri-lite White	SY9762WH
GX53 Tri-lite Blue	SY9762BL
Replacement LED lamp Warm White	SY9723WH
Replacement LED lamp Cool White	SY9723CW
Replacement LED lamp Blue	SY9723BL
1M Connecting cable (M&F)	SY9334
2M Extension cable	SY9335



Mains LED GX53 Recessed light



- Stainless Steel effect
- With 29 point GX 53 LED lamp
- Separate 2m lead for ease of installation
- 240v supply
- Fully linkable
- Converter not required
- Can be recessed
- Cool running - uses 2w of power
- Available with white or blue LED's

Dimensions

- 93mm(w) x 24mm(d)

Description	Code
GX53 light White	SY9763WH
GX53 light Blue	SY9763BL
Replacement LED lamp Warm White	SY9723WH
Replacement LED lamp Cool White	SY9723CW
Replacement LED lamp Blue	SY9723BL
1M Connecting cable (M&F)	SY9334
2M Extension cable	SY9335



Spacer for GX53 recessed light

- Stainless Steel effect

Dimensions

- 90mm(w) x 27mm(d)

Description	Code
Spacer	SY9332



Over cabinet mounting for GX53

- Stainless Steel effect
- Light fitting not included

Dimensions

- 310mm(w) x 185mm(d)

Description	Code
Mounting Plate	SY9337

Energy saving LED GX53 range



Milan surface mounted light



- Polished Aluminium finish
- Available with either 29 point LED or CFL lamp
- Mains voltage - no need for a transformer
- White or Blue LED lamps available
- No lamp included

Description	Code
Milan surface mounted light	SY9363
LED lamp Warm White	SY9723WH
LED lamp Cool White	SY9723CW
LED lamp Blue	SY9723BL
CFL lamp	SY9291

(AL)



Palermo surface mounted light



- Polished Aluminium finish
- Available with either 29 point LED or CFL lamp
- Mains voltage - no need for a transformer
- White or Blue LED lamps available
- No lamp included

Description	Code
Palermo surface mounted light	SY9364
LED lamp Warm White	SY9723WH
LED lamp Cool White	SY9723CW
LED lamp Blue	SY9723BL
CFL lamp	SY9291

(AL)



Energy saving circular recessed light



- Polished Aluminium finish
- Available with either 29 point LED or CFL lamp
- Mains voltage - no need for a transformer
- White or Blue LED lamps available
- No lamp included

Description	Code
Recessed GX53 light	SY9362
LED lamp Warm White	SY9723WH
LED lamp Cool White	SY9723CW
LED lamp Blue	SY9723BL
CFL lamp	SY9291

(AL)



Energy saving square recessed light



- Polished Aluminium finish
- Available with either 29 point LED or CFL lamp
- Mains voltage - no need for a transformer
- White or Blue LED lamps available
- No lamp included
- 88mm (w) x 88mm (l)
- Recessed depth - 20mm
- Flange depth - 5mm

Description	Code
Recessed GX53 light	SY9361
LED lamp Warm White	SY9723WH
LED lamp Cool White	SY9723CW
LED lamp Blue	SY9723BL
CFL lamp	SY9291

(AL)

Energy saving LED cabinet lighting




Recessed LED downlight



- Available in Chrome, Nickel Matt and Polished Brass
- Utilises replaceable 21 point LED G4 capsule lamp
- 1.5m lead and mini amp connector
- 12v power converter required
- Can run up to 6 lights
- Available in White and Blue LEDs
- Uses 1.3w of power
- Cool running
- Overall diameter 70mm
- Cut out size 55mm

Description	Code
White LED Downlight	SY9429
Blue LED Downlight	SY9414
12v Power Converter 10w	SY9400
Spare Lamp WH	SY2660
Spare Lamp BL	SY2661

See page 1.21 for Power Converters
Can be used in conjunction with standard and Angled spacers. Available in kit form



LED Tri-lite



- Available in S.Steel and Aluminium
- 21 point LED
- 1.5m lead and mini amp connector
- 12v power converter required
- Available in White and Blue LEDs
- LED's with 30,000hrs lamp life
- Uses 1.5w of power
- Cool running

Dimensions
• 130mm (w) x 130mm (d) x 57mm (h)

Description	Code
White LED Tri-lite	SY9402
Blue LED Tri-lite	SY9403
12v Power Converter 10w	SY9400
Spare Lamp WH	SY2660
Spare Lamp BL	SY2661

See page 1.21 for Power Converters



LED Galaxy oval



- Uses 1.3w of power
- Available with white or Blue LED's
- 21 point LED
- 1.5m lead and mini amp connector
- Utilises replaceable 21 point LED G4 capsule lamp
- Requires SY9400 driver
- Cool running

Dimensions
• 152mm (w) x 152mm (d) x 62mm (h)

Description	Code
Galaxy Oval White LED	SY9542WH
Galaxy Oval Blue LED	SY9542BL
Spare Lamp WH	SY2660
Spare Lamp BL	SY2661

See page 1.21 for Power Converters



LED Galaxy square



- Uses 1.3w of power
- Available with white or Blue LED's
- 21 point LED
- 1.5m lead and mini amp connector
- Utilises replaceable 21 point LED G4 capsule lamp
- Requires SY9400 driver
- Cool running

Dimensions
• 150mm (w) x 150mm (d) x 62mm (h)

Description	Code
Galaxy Square White LED	SY9541WH
Galaxy Square Blue LED	SY9541BL
Spare Lamp WH	SY2660
Spare Lamp BL	SY2661

See page 1.21 for Power Converters

Energy saving LED cabinet lighting



LED Galaxy triangular



- Uses 1.3w of power
 - Available with white or Blue LED's
 - 21 point LED
 - 1.5m lead and mini amp connector
 - Utilises replaceable 21 point LED G4 capsule lamp
 - Requires SY9400 driver
 - Cool running
- Dimensions
- 185mm (w) x 180mm (d) x 62mm (h)

Description	Code
Galaxy Triangular White LED	SY9501WH
Galaxy Triangular Blue LED	SY9501BL
Spare Lamp WH	SY2660
Spare Lamp BL	SY2661

See page 1.21 for Power Converters



LED Oyster cabinet light



- Energy saving using only 1.5w of power
- 12 high output LED's
- 1.5m lead and mini amp connector
- Prismatic lens
- Aluminium casing
- 12v driver can run up to 6 Oyster units
- 30,000 hours lamp life
- Cool running

Description	Code
1 light White Oyster Kit	SY9518
Additional Oyster light	SY9519

Dimensions

- 80mm(w) x 20mm(d)



LED Super bright



- 4 high output super bright LED's
 - 12v power converter included in kit
 - Available in white and blue LED's
 - Chrome finish
 - 1.5m cable per light
 - Available in a 3 light kit/power converter
 - Additional fittings available to make kit up to a maximum of 6 lights
 - LED's with 30,000hrs lamp life
 - Uses 1w of power per light
 - Cool running
- 41mm (w) x 20mm (d)
• Cut out size 27mm

Description	Code
White 3 light kit	SY9506CC/WH
Blue 3 light kit	SY9506CC/BL
White high output fitting	SY9507CP/WH
Blue high output fitting	SY9507CP/BL



LED Swan neck



- Available in Chrome and Nickel Matt
- 1.5m lead plus mini amp connector
- Requires converter
- Adjustable head
- Spare lamps available in White
- 21 point MR11 LED lamp
- Uses 1.3 watts of power
- Cool running

Description	Code
LED Swan Neck	SY9764
12v Power Converter 10w	SY9400
Spare lamp WH	SY9713

See page 1.21 for Converter
See page 4.15 for Lamps
This product is available in kit form



Energy saving LED cabinet lighting



12 LED 2 light recessed/surface mounted kit



- Utilises energy saving 12 point LED lamp
- Included 2 lights and driver to run lights
- Nickel Matt finish
- Complete with spacer
- Additional fittings available

Description	Code
Recessed/Surface Kit	SY9832
Additional Light	SY9833

(NM)




12 LED 2 light tri-light kit



- Utilises energy saving 12 point LED lamp
- Included 2 lights and driver to run lights
- Nickel Matt finish
- Additional fittings available

Description	Code
2 Light Kit	SY9834
Additional Light	SY9835

(NM)



Energy saving LED cabinet lighting



1 watt LED recessed cabinet light




- Available in Chrome, Nickel Matt, Polished Brass, White
- 1 watt high output LED
- 350mA converter required
- 4 metre lead complete with connector
- 30,000 hour lamp life
- Can be fitted on its own or in conjunction with any of our ceiling light fittings suitable for MR16
- 1 converter will power up to 6 LEDs

Dimensions

- 50mm(w) x 40mm(d)

Description	Code
1 watt LED Fitting	SY9292
350mA converter	SY9293

See page 1.21 for driver



1 watt LED triangular light



- Available in Nickel Matt
- 1 watt high output LED
- 350mA converter required
- 4 metre lead complete with connector
- 30,000 hour lamp life
- 1 converter will power up to 6 LEDs

Dimensions

- 39mm(h) x 88mm(w) x 90mm(d)

Description	Code
Triangular LED	SY9289NM
350mA converter	SY9293

RGB remote control colour changing LED

This innovative LED gives a new dimension to adding colours to your kitchen with 14 pre-set colours. 4 colour changing options and 4 dimming levels.



Remote control colour changing LED

- Fits into any MR16 LV fitting (Except multi-directional fittings)
- 1 remote control can operate any number of fittings
- 3x1 watt energy saving LED's
- 30,000 hour lamp life
- LED driver required
- GU10 version also available (does not require transformer)
- See page 1.21 for driver

Description	Code
3w RGB changing lamp	SY9515
Remote control for above	SY9516
RGB master	SY9545
RGB slave	SY9546
1m cable with male amp plug	SY9247
LED driver for above (will power max of 2 RGB lights)	SY9400



LED power converters



12v LED Power converter

- For use with 21 point LED lights
- Supplied with 6 part amp block
- Short circuit protection
- Overload protection
- Thermal protection
- 12v/10w DC

Description	Code
12v/10w Power Converter	SY9400



12v Converter for use with LED halo

- 6 way driver for Halo light

Description	Code
24v/10w Power Converter	SY9476



24v LED Power converter

- For use with walkover light
- Short circuit protection
- Overload protection
- Thermal protection
- 24v/10w DC

Description	Code
24v/10w Power Converter	SY9401



350mA Power converter

- 100-260 power input
- Output DC350int
- Complete with 6 way splitter
- Will run 1-6 1 watt LED's
- Mains lead with junction box

Description	Code
350mA converter	SY9293

Mains G9 range

Contemporary designs that do not require a transformer



G9 drop glass tri-lite

- Stainless steel body
- Complete with 25w G9 lamp
- No transformer required
- Spare lamps available

Dimensions

- 128mm (w) x 63mm (d) x 128mm (h)

Description	Code
G9 Tri-lite	SY8676SC
Spare lamp (25w)	SY2649



G9 swan neck

- Nickel matt finish
- Complete with 25w G9 lamp
- No transformer required
- Spare lamps available



Description	Code
G9 Swan neck	SY8677NM
Spare lamp (25w)	SY2649



Illuminated shelves



Aluminium illuminated box shelf

- 50mm thick aluminium
- T5 6400k
- Spare tubes available
- Integrated switch
- New safety locking system when installed
- Easy installation system
- Toughened glass

Dimensions

- 200mm (d) x 50mm (h)


Description		Code
Box Shelf 450mm	8w	SY9350A
Box Shelf 600mm	13w	SY9351A
Box Shelf 900mm	21w	SY9352A
Box Shelf 1200mm	28w	SY9353A
Spare T5 lamp	8w	SY9375
Spare T5 lamp	13w	SY9376
Spare T5 lamp	21w	SY9378
Spare T5 lamp	28w	SY9379



Integra illuminated shelf

- Aluminium body
- Toughened glass
- 6400K T5 lamp
- Pre-wired
- Includes mounting bracket
- Integrated switch

Description	Code
Integra Shelf 600mm	SY9371SW
Integra Shelf 900mm	SY9372SW
Integra Shelf 1200mm	SY9374SW
Spare 600mm tube 13w	SY9376
Spare 900mm tube 21w	SY9378
Spare 1200mm tube 28w	SY9379



Galaxy glass shelf light with switch

- Aluminium Body
- 8mm toughened glass
- T5 6400k
- Spare tubes available
- Integrated switch

Dimensions

- 185mm (d) x 65mm (h)

Description	Code
Shelf Light 500mm 8w	SY9284SW
Shelf Light 600mm 13w	SY9282SW
Shelf Light 900mm 21w	SY9285SW
Shelf Light 1200mm 28w	SY9287SW
Spare T5 lamp 8w	SY9375
Spare T5 lamp 13w	SY9376
Spare T5 lamp 21w	SY9378
Spare T5 lamp 28w	SY9379



IP44 Venice LED shelf

new

- Uses energy efficient white LED's
- Integrated switch on fitting
- 500mm x 135mm shelf is ideal for placement above bathroom sink
- Converter incorporated within the fitting

Description	Code
500mmx135mm Venice Shelf	SY9390
500mmx170mm Venice Shelf	SY9391
600mmx170mm Venice Shelf	SY9392
900mmx170mm Venice Shelf	SY9394


Illuminated shelves and strips



LED Shelf with integrated driver

- Integrated Switch
- Available with Blue or White LED's
- 5 sizes: 300mm, 450mm, 500mm, 600mm, 900mm
- IP44 converter included in the fitting

Description	Code
Switched LED 300mm	SY9536WH
Switched LED 450mm	SY9537WH
Switched LED 500mm	SY9538WH
Switched LED 600mm	SY9495WH
Switched LED 900mm	SY9539WH



Illuminated cabinet base light

- The new range of cabinet base fittings allows the lighting filament to become an integral part of the kitchen cabinet.
- This product is manufactured to fit customer specifications

Made to order -
minimum quantity 25



LED L lines 6 & 9 point

- 6 point LED (450mm) and 9 point LED (550mm) strips available
- Glass and brackets not included
- Requires SY9400 driver

Description	Code
6 point LED L line White	SY9493WH
6 point LED L line Blue	SY9493BL
9 point LED L line White	SY9494WH
9 point LED L line Blue	SY9494BL




LED strip

- 10 Point LED strip
- Uses 0.7w of power per strip
- Available in White, Blue, Yellow, Green and Red
- 250mm long
- Fully linkable

Description	Code
250mm Strip White / Green	SY9738
250mm Strip Blue / Red / Yellow	SY9738
15w LED power driver	SY9739
30w LED power driver	SY9765
Aluminium recessed profile 1 m	SY9740
Aluminium recessed profile 2 m	SY9766
Aluminium kit x2 round end cups	SY9767
Plastic diffuser 1 metre	SY9741
Plastic diffuser 2 metres	SY9768
Distributor lead 1 metre	SY9744
30mm connector lead	SY9769
300mm connector lead	SY9743
1500mm connector lead	SY9770

Illuminated strips and splash backs



Colour changing LED strip



- Cycle through 7 different preset colours with the press of a button
- Different colour changing options available including flash effect which quickly alternates between the colours, and a more subtle mix option which blends slowly between the colours
- Each strip is 250mm in length
- Strips can be connected to each other via flexible connector strips
- Each strip contains 9 high power LED's

Description	Code
250mm colour changing strip	SY9821
1m RGB Interconnecting cable	SY9822
1m Distributor strip	SY9823
15w RGB Driver and colour sequencer (up to 9 strips)	SY9825
30w RGB Driver and colour sequencer (up to 18 strips)	SY9826



Illuminated back splash



- Stainless steel finish
- Energy saving
- Easy lamp replacement
- Aluminium finish available to special order
- Available with glass shelf to special order

Description	Code
Back Splash 500mm - 8w	SY9771
Back Splash 600mm - 13w	SY9772
Back Splash 900mm - 21w	SY9773
Back Splash 1200mm - 28W	SY9774
3000mm Gasket	SY9775

SS



Illuminated back splash incorporating shelf and UK socket



- Stainless steel finish
- Energy saving
- Easy lamp replacement
- Aluminium finish available to special order
- Storage compartments incorporated into the shelf
- UK socket incorporated into the shelf

Description	Code
Back Splash 500mm - 8w	SY9776
Back Splash 600mm - 13w	SY9777
Back Splash 900mm - 21w	SY9778
Back Splash 1200mm - 28W	SY9779
3000mm Gasket	SY9775

SS

Fluorescent lighting



Slimline T5

- 6w to 28w
- Complete with tube
- 3200k warm white
- Ultra slim
- Diffused cover
- Male blanking plug
- 1.8m mains lead. (can also be converted into a connecting cable with rewirable connector supplied)
- Can be linked together with built in connectors or connecting cable
- Spare tubes available

Dimensions

- 42.5mm (h) x 22mm (d)

Description		Code
Light Fitting 267mm	6w	SY9300
Light Fitting 343mm	8w	SY9301
Light Fitting 571mm	13w	SY9303
Light Fitting 640mm	18w	SY9304
Light Fitting 948mm	24w	SY9305
Light Fitting 1204mm	28w	SY9306
Spare Tube 267mm fitting	6w	SY9310
Spare Tube 343mm fitting	8w	SY9311
Spare Tube 571mm fitting	13w	SY9313
Spare Tube 640mm fitting	18w	SY9314
Spare Tube 948mm fitting	24w	SY9315
Spare Tube 1204mm fitting	28w	SY9316



Slimline T4 triphosphor

- 6w to 30w
- Complete with tube
- 3200k warm white
- Ultra slim
- Male blanking plug
- 1.8m mains lead. (can also be converted into a connecting cable with rewirable connector supplied)
- Can be linked together with built in connectors or connecting cable
- Spare tubes available

Dimensions

- 36mm (h) x 18mm (d)

Description		Code
Light Fitting 275mm	6w	SY8720
Light Fitting 460mm	12w	SY8721
Light Fitting 530mm	16w	SY8722
Light Fitting 630mm	20w	SY8723
Light Fitting 750mm	25w	SY8734
Light Fitting 815mm	30w	SY8735
Spare Tube 275mm fitting	6w	SY8704
Spare Tube 460mm fitting	12w	SY8705
Spare Tube 530mm fitting	16w	SY8706
Spare Tube 630mm fitting	20w	SY8707
Spare Tube 750mm fitting	25w	SY8716
Spare Tube 815mm fitting	30w	SY8717

Fluorescent lighting

Standard fluorescent



- 6w to 58w
- Complete with tube
- Male blanking plug
- Fully linkable with male and female connectors (purchased separately)
- Connecting cables available
- 2 m mains lead available
- Spare tubes available

Description		Code
Light Fitting 242mm	6w	SY0099
Light Fitting 318mm	8w	SY0228
Light Fitting 470mm	15w	SY0365
Light Fitting 548mm	13w	SY0100
Light Fitting 625mm	18w	SY0366
Light Fitting 752mm	16w	SY0101
Light Fitting 930mm	30w	SY0367
Light Fitting 1240mm	36w	SY0368
Light Fitting 1540mm	58w	SY0221
Spare Tube 242mm	T5	SY9310
Spare Tube 318mm	T5	SY9311
Spare Tube 470mm	T8	SY0185
Spare Tube 548mm	T5	SY9313
Spare Tube 625mm	T8	SY0187
Spare Tube 752mm	T8	SY0188
Spare Tube 930mm	T8	SY0189
Spare Tube 1240mm	T8	SY0190
Spare Tube 1540mm	T8	SY0220
Male connector		SY0370
Female connector		SY0369
500mm Connecting cable		SY0391
1000mm Connecting cable		SY0394
3000mm Connecting cable		SY0396
2000mm mains lead		SY0390



Illuminated drawer system

- Aluminium case
- Automatic mechanical switching
- P.I.R. version available upon request

Description	Code
Automatic fluorescent 563mm - 8w	SY9780
Automatic fluorescent 863mm- 13w	SY9781
Automatic fluorescent 1163mm- 21w	SY9782



Cabinet switches



Cabinet switch

- Switch to turn light off when opening cabinet door
- 1.5m lead plus mini amp connector
- Available in white only

Description	Code
Switch	SY2095



Infra red sensor

- Suitable for use with 12v or 230v lights
- Turns light on when movement is sensed
- If no movement is sensed within 30 seconds, the light turns off
- 200 watt rated
- 5 metre range
- Overall diameter 55mm


Description	Code
Switch	SY9253



Push button switches

- Suitable for use with 12v or 230v lights
- When button is released, lights are turned on
- When button is depressed, lights are turned off

Description	Code
Switch	SY9254A
Spacer	SY0004



Infra red sensor

- Activated by passing hand over the sensor
- Control system for light fittings with max load 550w per switch
- Aluminium effect

Description	Code
Infra red sensor on-off	SY9783

Evoline Range



Evoline port

new

- Retractable aluminium housing with connections for power
- Easy to install
- Maximum thickness worktop – 50mm
- Received 'Red Dot' award for design
- Press the rocking cover on the hollow, pull out at the opening, connect the cable and retract it. the rocking cover will release the path for the covered cables

Dimensions

- 340mm(h) x 113mm (w)

Description	Code
Evoline Port	SY9737



102mm



Evoline T Dock

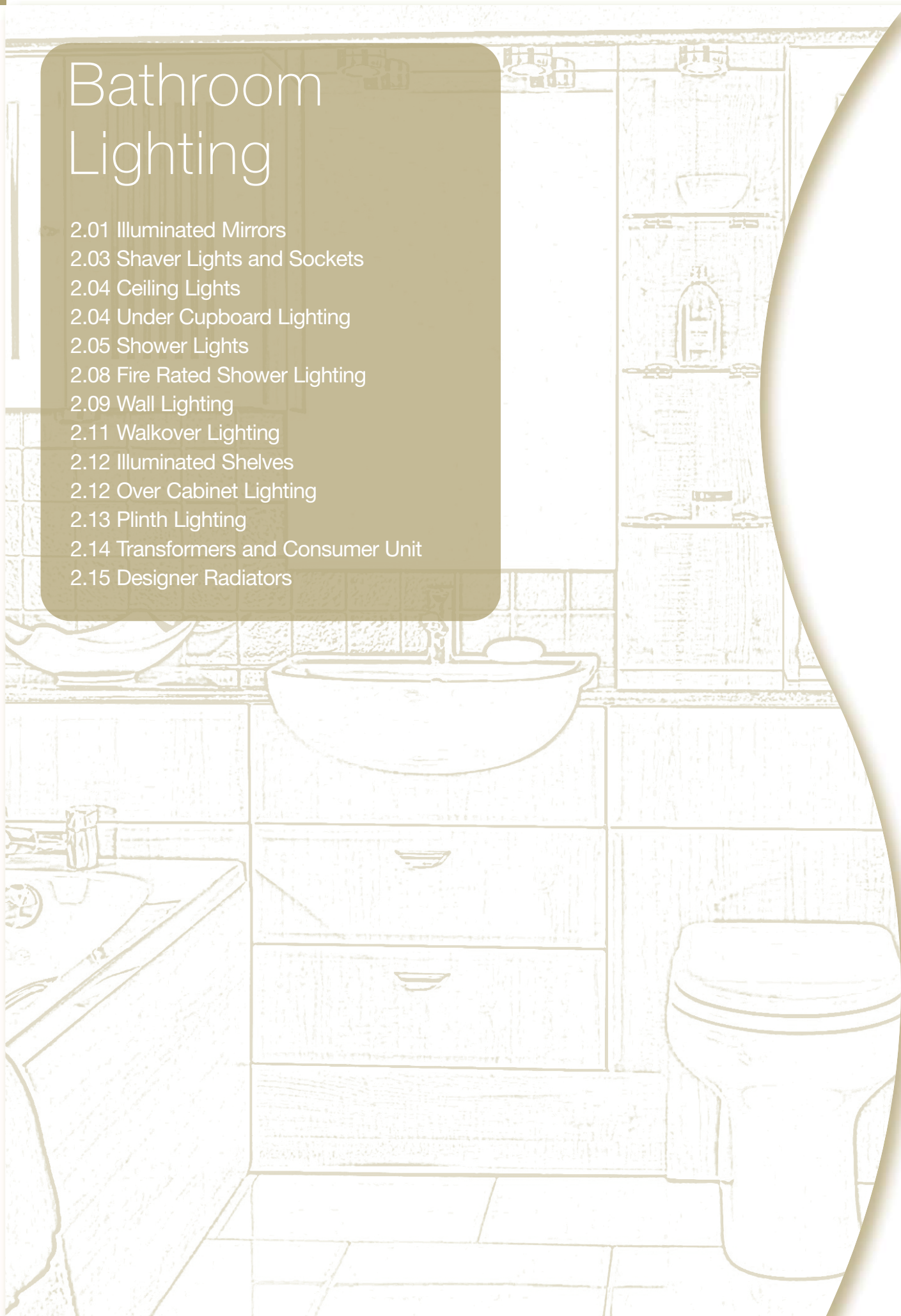
new

- Aesthetic view from any angle - Inside the work-top, on top of the kitchen island
- Can be retro-fitted
- Invisible cable route
- Easy to maintain

Description	Code
Evoline T Dock	SY9808

Bathroom Lighting

- 2.01 Illuminated Mirrors
- 2.03 Shaver Lights and Sockets
- 2.04 Ceiling Lights
- 2.04 Under Cupboard Lighting
- 2.05 Shower Lights
- 2.08 Fire Rated Shower Lighting
- 2.09 Wall Lighting
- 2.11 Walkover Lighting
- 2.12 Illuminated Shelves
- 2.12 Over Cabinet Lighting
- 2.13 Plinth Lighting
- 2.14 Transformers and Consumer Unit
- 2.15 Designer Radiators



Illuminated mirrors



T5 Illuminated mirror




- Aluminium base
- High quality ballast
- IP44 rated
- Easy lamp replacement system
- Suitable in zones 2 and 3
- Integrated pull cord switch

Dimensions

- 700mm(h) x 600mm(w) x 50mm(d)

Description	Code
2 x 13w T5 Mirror	SY9700
Spare T5 lamp	SY9313



Low voltage illuminated mirror

- Aluminium base
- 6 x10w G4 lamps
- High quality transformer
- IP44 rated
- Easy lamp replacement system
- Suitable in zones 2 and 3
- Integrated pull cord switch

Dimensions

- 600mm(h) x 450mm(w) x 50mm(d)

Description	Code
6 x 10w LV mirror	SY9701
Replacement 10w G4 Lamps	SY2631



Low voltage illuminated mirror

- Aluminium base
- 8 x10w G4 lamps
- High quality transformer
- IP44 rated
- Easy lamp replacement system
- Suitable in zones 2 and 3
- Integrated pull cord switch

Dimensions

- 560mm(h) x 560mm(w) x 65mm(d)

Description	Code
8 x 10w LV round mirror	SY9702
Replacement 10w G4 Lamps	SY2631



IP44 Mirror cabinet with shaver socket



- Integral shaver socket
 - Silver backed, surface mounted
 - Electronic starter
 - Integral internal lighting
 - Cool running, glass cool to touch
 - Door opens to left or right - cable entry on both ends
 - 2 glass shelves
 - 2x15w T8 tubes
- ### Dimensions
- 600mm(h) x 650mm(w) x 110mm(d)

Description	Code
IP44 mirror cabinet with shaver socket	SY9745

Illuminated mirror cabinets



IP44 Mirror cabinet

- Silver backed, surface mounted
- Electronic starter
- Integral internal lighting
- Cool running, glass cool to touch
- Door opens to left or right - cable entry on both ends
- 2 glass shelves
- 2x15w T8 tubes

Dimensions

- 600mm(h) x 670mm(w) x 110mm(d)

Description	Code
-------------	------

IP44 Mirror Cabinet	SY9746
---------------------	--------



IP44 Mirror with shaver socket

- Mains Voltage
- 240v
- Uses T5 fluorescent lamps with high quality ballasts
- Fitted with dual voltage shaver socket
- Uses pull cord switch to control the lights

Dimensions

- 500mm(h) x 390mm(w) x 60mm(d)

Description	Code
-------------	------

IP44 Mirror	SY8000
-------------	--------

Vanity Mirrors



Energy saving vanity mirror



- GX53 7w Lamp
- Class 2
- Cool running glass cool to the touch
- High quality chrome finish
- No lamp included


Dimensions

- 220mm(h) x 275mm(d) x 170mm(h)

Description	Code
-------------	------

Energy Saving Vanity Mirror	SY9704
-----------------------------	--------

7w CFL lamp	SY9291
-------------	--------



Chrome vanity mirror

- G9 25w lamp
- Class 2
- Cool running glass cool to the touch
- High quality chrome finish

Dimensions

- 220mm(w) x 275mm(d) x 170mm(h)

Description	Code
-------------	------

Chrome Vanity Mirror	SY9703
----------------------	--------

Shaver lights and sockets



Shaver light with concealed shaver socket

- 2 x 40w E14 candle
- Mains voltage shower light for bathrooms as required by IEE wiring regulations BS7671:2001 section 601
- Shaver socket 240v
- Pull cord switch to control the lamps

Dimensions

- 535mm(w) x 85mm(h)

Description	Code
Shaver light	SY9705



Shaver light with dual voltage socket

- Mains voltage shaver light for bathrooms as required by IEE wiring regulations BS7671:2001 Section 601
- Impact resistant moulded plastic
- Dual voltage socket 115/240v
- Safety feature which ensures that the lamp will not work unless the diffuser is fitted properly
- Pull cord switch to control the lamp
- 60w tungsten lamp

Dimensions

- 492mm(l) x 60mm(w) x 70mm(h)

Description	Code
Shaver light	SY9257



Energy saving lamp for above shaver light



This unique product replaces the old tungsten style lamp, which has a short life, with a lamp which will last 8000 hours

- 8000 hours
- 7W energy saving
- Anti-UV
- Integrated electronic ballast
- 2700k Opal
- This lamp can be retro fitted to any 284mm tungsten fitting

Description	Code
284mm energy saving lamp	SY9521



Plated shaver socket

- Available in Chrome and Brushed Chrome
- Dual voltage shaver socket for use in bathroom
- 230v or 115v output sockets - 20VA
- Suitable for use in bathrooms as required by IEE wiring regulations BS7671: 2001 Section 601

Description	Code
Shaver socket	SY9660

Ceiling lights



IP44 Chrome domed light

- 100w lamp
- High quality chrome finish

Dimensions

- 300(diameter) x 80mm(d)

Description	Code
Chrome Domed Ceiling Light	SY9706



IP44 Energy saving light



- Uses 21w of power
- Offers the equivalent output of a 50W lamp
- This decorative IP44 fitting is constructed of metal and opal glass giving it a contemporary look


Dimensions

- 328(diameter) x 38mm(rim)

Description	Code
2D Nickel Matt Fitting	SY9809NM
2D Lamp	SY9341



Bathroom undercupboard lighting



IP44 Oyster light




- Energy saving using only 1.5w of power
- 12 high output LED's
- Prismatic lens
- Aluminium casing
- 12v driver that can run up to 6 Oyster units
- 30,000 hours lamp life
- 1.5m cable

Dimensions

- 80(diameter) x 20mm(d)

Description	Code
1 light White Oyster Kit	SY9518
Additional Oyster light	SY9519



IP44 Fluorescent



- IP44 Fluorescent
- Suitable for bathrooms in zones 2 and 3
- Switched
- Aluminium construction
- Available in 8w (418mm) and 13w (648mm)

Description	Code
IP44 8w Fluorescent	SY9460
IP44 13w Fluorescent	SY9461



Shower lights



Ice round shower light

- Available in LV and GU10 versions
 - High quality die-cast fitting with stylish glass front
 - Lamps not included
 - LV version requires transformer (SY1507)
- Dimensions
- 108mm(diameter) x 80mm(d)

Description	Code
Ice Round LV	SY9707
Ice Round GU10	SY9708
Transformer	SY1507
Spare MR16 Lamp 50w	SY2632
Spare MR16 Lamp 35w	SY0592
Spare GU10 Lamp 50w	SY8623



Ice square shower light

- Available in LV and GU10 versions
 - High quality die-cast fitting with stylish glass front
 - Lamps not included
 - LV version requires transformer (SY1507)
- Dimensions
- 98mm(diameter) x 80mm(d)

Description	Code
Ice Square LV	SY9709
Ice Square GU10	SY9710
Transformer	SY1507
Spare MR16 Lamp 50w	SY2632
Spare MR16 Lamp 35w	SY0592
Spare GU10 Lamp 50w	SY8623




Designer IP44 shower light

- Available in Nickel Matt, Chrome, Polished Brass and White
- Die cast
- Suitable for 2 zone areas
- 12v or GU10
- Lamp not included
- Transformer required for 12v version
- 35w lamp recommended
- Cut out 78mm

Description	Code
Plated LV shower light	SY9658
White LV shower light	SY9658
Plated GU10 shower light	SY9667
White GU10 shower light	SY9667
Transformer	SY1507
Spare MR16 Lamp 50w	SY2632
Spare MR16 Lamp 35w	SY0592
Spare GU10 Lamp 50w	SY8623

See page 2.09 for Transformer
See page 4.15 for Lamps



Designer IP65 shower light

- Available in Nickel Matt, Chrome, Polished Brass and White
- Die cast
- Suitable for zone 1,2 and 3 areas
- Special design to prevent overheating with improved air flow system
- 12v or GU10
- Lamp not included
- Transformer required for 12v version
- 50w rated
- Cut out 72mm

Description	Code
Plated LV shower light	SY9659
White LV shower light	SY9659
Plated GU10 shower light	SY9668
White GU10 shower light	SY9668
Transformer	SY1507
Spare MR16 Lamp 50w	SY2632
Spare GU10 Lamp 50w	SY8623

See page 2.09 for Transformer
See page 4.15 for Lamps



Shower lights



IP65 Adjustable shower light



- LV or GU10 models available
- IP65 rated - suitable for zones 1 and 2
- Available in Chrome or Nickel Matt
- Fully adjustable
- Overall diameter - 90mm
- Cut out - 79mm

Description	Code
LV Adjustable Shower Light	SY9853
GU10 Adjustable Shower Light	SY9854



IP44 Designer MR11 shower light



- LV
- Frosted glass front
- 20/35 watt MR11 lamp
- Aluminium finish
- IP44 rated - can be fitted in zone 2
- Cut out - 50mm

Description	Code
MR11 Designer Shower Light	SY9830
20w MR11 lamp	SY0601
35w MR11 lamp	SY0591



IP44 Stepped MR11 shower light



- LV
- Frosted glass front
- 20/35 watt MR11 lamp
- Aluminium finish
- IP44 rated - can be fitted in zone 2
- Cut out - 50mm

Description	Code
MR11 Stepped Shower Light	SY9831
20w MR11 lamp	SY0601
35w MR11 lamp	SY0591



IP44 GX53 shower light



- Stainless steel body
- Lamp not included
- Opal glass diffuser
- IP44 rated - can be fitted in zone 2
- Overall diameter - 150mm
- Depth - 58mm

Description	Code
GX53 Shower light	SY9874
GX53 lamp Warm white	SY9758
GX53 lamp Cool white	SY9759



Shower lights



Planet IP64 downlight



- 13w, GX53
- Zinc alloy
- Available in matt white and matt chrome
- IP64
- Class 2
- Lamp not included

Dimensions

- 225mm(w) x 85mm(h) - Ø150mm

Description	Code
Fixed Matt Chrome	SY9727MC
Fixed Matt White	SY9727MW
Replacement lamp 13w GX53 Warm White	SY9760
Replacement lamp 13w GX53 Cool White	SY9761



Opera downlight



- 11w, GU10
- Zinc alloy
- Available in matt white and matt chrome
- IP64 rated
- Class 2
- Lamp not included

Dimensions

- 220mm(w) x 110mm(h) - Ø100mm

Description	Code
Fixed Matt Chrome	SY9725MC
Fixed Matt White	SY9725MW
Replacement lamp 11w GU10	SY2655



Mains LED IP65 shower light



- 30 point LED
- Available in Chrome and Nickel Matt
- Pre-wired with 1.5 metres of mains cable
- Uses 3w of power
- No driver required

Dimensions

- Overall diameter - 93mm
- Depth - 17mm

Description	Code
Surface Light CH	SY9711
Surface Light NM	SY9712



IP44 Shower fan light

- Each fitting is supplied with a Gold, Chrome or White Bezel
- 12v, MR16, 35w
- Spare lamps available
- Complete with 3m flexi duct and external grille
- Complete with timer
- Cut out - 120mm
- Overall diameter - 160mm



Description	Code
LV Shower Fan	SY9500
Spare Lamp (35w) MR16	SY0592

See page 4.15 for Lamps

Fire rated shower lighting



zone 1 zone 2 rating IP65

SY9665

Cut out 73mm

Depth

(inc connector) 120mm



73mm

SY9666

Cut out 73mm

Depth

(inc connector) 125mm



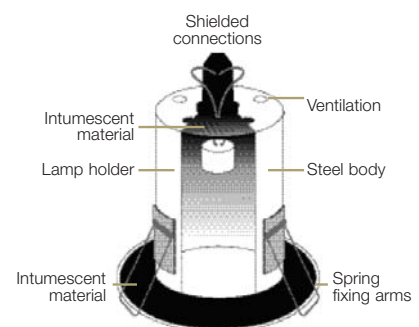
73mm

IP65 Fire and acoustic rated shower light

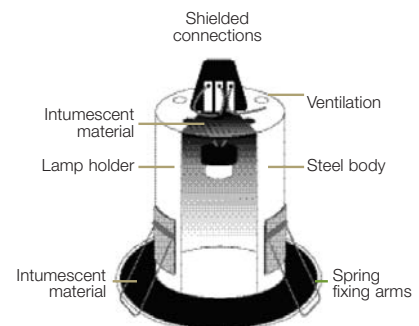
- Fire tested to full 100mins and approved to BS476Part 1 1987
- Acoustically tested to BSEN140-3 and BSEN ISO 140-6 1987
- Complies with Part P of the building regulations
- Available in GU10 or LV
- Lamp not included
- Complies with all the relevant requirements for part B of the building regulations-fire safety
- Complies with all relevant requirements of part E of the building regulations - resistance to the passage of sound
- Once installed the light fittings offer long term protection immediately. There is no need for any secondary inspection to ensure the fire seal is in place as it is an integral part of the fitting itself
- There is no need for fire hoods or other peripheral methods of protecting against the spread of fire through the down lighter cut outs
- Easy lamp change
- The Shower fitting IP rating is 65 making it suitable for zones 1 and 2 in accordance with bathroom regulations

(WH) (CC) (NM)

Description	Code
Plated LV fire safe shower light	SY9665
White LV fire safe shower light	SY9665
Plated GU10 fire safe shower light	SY9666
White GU10 fire safe shower light	SY9666
Transformer	SY1507
Spare LV 50w lamp	SY2632
Spare GU10 50w lamp	SY8623



LOW VOLTAGE VERSION



MAINS VOLTAGE VERSION



100 MINUTE FIRE PROTECTION



Approved to BS476 Part 23



ESTABLISHED 1952



IP65 Fire & acoustic rated adjustable shower light

new

- Fully fire and acoustically rated
- LV or GU10 models available
- IP65 rated - suitable for zones 1, 2 or 3
- Chrome or Nickel Matt finish and fully adjustable
- Cut out - 79mm
- Overall diameter - 90mm

Description	Code
LV Shower light	SY9855
GU10 Shower Light	SY9856

(CH) (NM)

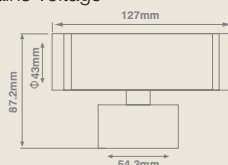
Wall lighting



IP65 LED up & down wall light



- Stainless Steel
- Utilises energy efficient 1 watt LED
- Mains voltage



Description	Code
LED Up and Down Light	SY9814

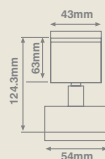
SS



IP65 LED adjustable wall light



- Stainless Steel
- Utilises energy efficient 1 watt LED
- Mains voltage



Description	Code
LED Adjustable Wall Light	SY9815

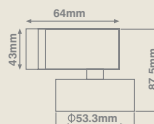
SS



IP65 LED fixed wall light



- Stainless Steel
- Utilises energy efficient 1 watt LED
- Mains voltage



Description	Code
Fixed Wall Light	SY9816

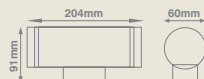
SS



IP54 GU10 up & down wall light



- Stainless Steel
- Fitting will take energy saving GU10 lamp



Description	Code
Up & Down Wall Light	SY9818
GU10 10w CFL lamp	SY9342

SS

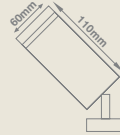
Wall lighting



IP54 GU10 adjustable wall light




- Stainless Steel
- Fitting will take energy saving GU10 lamp



Description	Code
LED Adjustable Wall Light	SY9819
GU10 10w CFL lamp	SY9342

SS



IP54 GU10 fixed wall light



- Stainless Steel
- Fitting will take energy saving GU10 lamp



Description	Code
LED Adjustable Wall Light	SY9820
GU10 10w CFL lamp	SY9342

SS



Walkover lighting




IP65 GX53 walkover light



- Stainless steel finish
- IP65 rated - can be fitted into zones 1 & 2
- Mains voltage - no transformer required
- Lamp not included

Description	Code
Walkover Light	SY9817
GX53 7w CFL lamp	SY9291
GX53 29 point LED Warm White	SY9723WH
GX53 29 point LED Cool White	SY9723CW
GX53 29 point LED Blue	SY9723BL



IP65 Die-cast walkover light



- Available with Blue and White LED's
- Uses clamp connector system which enables the lights to be fitted at any point along the pre-wired 10m cable
- Die cast with Nickel Matt Finish
- 25mm depth x 45mm (diameter)
- Uses only 0.5w of power
- Available as a 3 light kit

Description	Code
3 light kit White	SY9524WH
3 light kit Blue	SY9524BL



IP67 1Watt mains LED walkover



- Stainless Steel
- Available with White or Blue LED
- No power converter required
- LED's with 30,000hrs lamp life
- 61mm diameter, 80mm deep
- Uses 1w of power
- Cut out - 36mm

Description	Code
1w Mains LED White	SY9511WH
1w Mains LED Blue	SY9511BL



IP67 Small LED walkover




- 4 point LED
- Stainless Steel
- Available with White or Blue LED
- Requires power converter
- LED's with 30,000hrs lamp life
- 36mm (w) x 61mm (d)
- Cut out - 30mm

Description	Code
Small Walkover LED White	SY9508WH
Small Walkover LED Blue	SY9508BL
24v/10w power Converter	SY9401



Illuminated shelves




IP44 Venice LED shelf



- Uses energy efficient white LED's
- Integrated switch on fitting
- 500mm x 135mm shelf is ideal for placement above bathroom sink
- Converter incorporated within the fitting

Description	Code
500mmx135mm Venice Shelf	SY9390
500mmx170mm Venice Shelf	SY9391
600mmx170mm Venice Shelf	SY9392
900mmx170mm Venice Shelf	SY9394



LED Shelf with integrated driver



- Integrated Switch
- Available with Blue or White LED's
- 5 sizes: 300mm, 450mm, 500mm, 600mm, 900mm
- IP44 converter included in the fitting

Description	Code
Switched LED 300mm	SY9536WH
Switched LED 450mm	SY9537WH
Switched LED 500mm	SY9538WH
Switched LED 600mm	SY9495WH
Switched LED 900mm	SY9539WH

Over cabinet lighting



Vetrella light



- Brass lamp with one arm and 2 acid-engraved pyrex glass tubes
- Mounted with resting fixture with bracket
- 2x40 watt G9 lamps
- Available in Brass, Chrome, Aluminium and Satin Nickel

Description	Code
Vetrella light	SY9880CP



Flay light



- Brass lamp with two arms and one acid-engraved pyrex glass tubes
- Mounted with resting fixture with bracket
- Available in Brass, Chrome, Aluminium and Satin Nickel
- 100 watt halogen lamp

Description	Code
Flay light	SY9879CP



Plinth lighting and dimming pull cord switch



12 LED Rectangular plinth light



- Mains voltage plinth light
- IP68 rated
- Pre-wired with 1.5 metres of mains cable
- 12 high output LED's
- Uses 3.5w of power
- Can be fitted outside
- Available in white and warm white
- 30,000hrs lamp life
- Cool running
- Can be used in wet areas

Description	Code
White Plinth Light	SY9716
Warm White Plinth Light	SY9717

Dimensions

- 105mm (w) x 40mm (h)



9 LED Square plinth light



- Mains voltage plinth light
- IP68 rated
- Pre-wired with 1.5 metres of mains cable
- 9 high output LED's
- Uses 3.5w of power
- Can be fitted outside
- Available in white and warm white
- 30,000hrs lamp life
- Cool running
- Can be used in wet areas

Description	Code
White Plinth Light	SY9719
Warm White Plinth Light	SY9720

Dimensions

- 70mm (w) x 70mm (h)



Dimming pull cord switch

- Comes with Chrome and White cover
- Full progressive dimming control
- Easy to install
- Minimum of 50 watts, maximum of 250 watts
- Suitable for use where bathroom fans are installed
- Pull down once for on
- Pull down once for off
- Pull down and hold until light brightness is reached

Description	Code
Dimming pull cord switch	SY8001

Transformers and consumer unit



20/60va Electronic transformer

- Supplied with 150mm flying leads
- Short circuit protection
- Overload protection
- Thermal protection
- Boxed with instructions
- 3 year guarantee

Description	Code
20/60va Transformer	SY1507



24v LED Power converter

- Supplied with 6 part amp block
- Short circuit protection
- Overload protection
- Thermal protection
- 24v/10w DC

Description	Code
24v/10w Power Converter	SY9401



IP44 Transformer

- 70VA IP44 transformer
- Short circuit protection
- Overload protection
- Thermal protection
- Complete with 1.5m cable

Description	Code
IP44 Transformer	SY1514



Bathroom consumer unit

new

- Suitable for small installations
- Available in 4 way and 7 way board with 100A main switch
- 17th edition compliant
- 1BSEN 60438-3 certified
- Cut away sides allowing access for large cables
- Secure din-rail and busbar on key-hole fittings

Description	Code
4 Way Board	SY9863
7 Way Board	SY9864
6A 'B' Curve	SY9865

RCBO's available as follows:
6A, 10A, 16A, 20A, 25A, 32A, 40A, 45A

Designer radiator collection

A stunning new collection of designer radiators, ideal for any contemporary bathroom have been introduced. Below is a small selection of the radiators available, for the full range please order our bathroom brochure.



Terza radiator

new

- Available in chrome, silver, and graphite grey
- Fully articulated, state of the art design which can be folded up
- Available with electric elements to order

Chrome variations

Model	Height	Width	Depth	BTU's	Watts
Terza.s:	850mm	595mm	481mm*	1244	365
Terza.s:	1280mm	595mm	481mm*	1738	443
Terza.s:	490mm	1235mm	481mm*	1456	427

Silver, graphite grey variations:

Terza.s:	850mm	595mm	481*	1658	486
Terza.s:	1280mm	595mm	481*	2317	679

* depth when shelf extended / depth when not is 103.5mm



Donelle radiator

new

- The design of the Donelle allows it to be easily opened up or closed dependent on your needs
- Chrome finish

Model	Height	Width	Depth	BTU's	Watts
Donelle	1679mm	500mm	90mm	2218	650



Sienna radiator

new

- Striing design ideal for creating a wow factor to any environment
- Chrome finish

Model	Height	Width	Depth	BTU's	Watts
27 Tubes	950mm	930mm	260mm	4446	1303
38 Tubes	950mm	1280mm	260mm	5309	1556

Bathroom lighting regulations

Great care needs to be taken when choosing bathroom lighting as the regulations are strict concerning the type of light you can use.

The bathroom mirror deserves some special attention and a diffused glass light either side will give good general illuminations where it is needed. The alternative is a halogen downlight from the ceiling or fluorescent strip light over the mirror.

For general illumination in the rest of the bathroom either use downlights for their refreshing halogen colour or a high output flush ceiling fitting to suit the décor.

Portable lights are not permitted in a bathroom so for mood lighting use ceiling mounted directional spotlights aimed away from the bath and at interesting features.

Lights designed specifically for showers are available and must be carefully fitted according to their instructions.

The following information is a guide to help you understand what fittings can be placed where. This is not an installation guide and reference should be made to the IEE Wirings Regulations (16th Edition) or a qualified electrician.

Firstly it is important to understand the rating by which bathroom and some outdoor lights are classified. IP rating stands for 'Ingress Protection' and is always followed by two characters. The first character specifies the degree of protection against particles or solid objects. Starting with 0 for no protection it runs up to a maximum of 6 which is total protection against ingress of dust. Of more interest here is the second digit that states the degree of protection from ingress of moisture. This ranges from 0 for no protection to 8 for a light which may be totally submerged in water up to a specified depth.

The ratings that interest us are IPx4 (x is used in this case because there is no requirement in the regulations for a level of dust protection). Lights sold as IPx4 will have been tested for protection against water splashing from any direction.

The diagrams below show a bathroom split into four clear zones. In zones 1 and 2, if there is likelihood of a water jet being used for cleaning purposes a minimum of IPx5 is required.

REFERENCE IP RATINGS First Number - Protection against solids							
Example	0	1	2	3	4	5	6
Protection against solid foreign objects	No protection	Full penetration of 50mm diameter sphere allowed Contact with hazardous parts not permitted	Full penetration of 12.5mm diameter sphere not allowed The test finger shall have ample clearance from hazardous parts	A 2.5mm diameter probe shall not penetrate	A 1mm diameter probe shall not penetrate	Limited ingress of dust permitted (no harmful deposit)	Totally protected against dust
Effective protection from:	Non protected	Back of hand	Finger	Tool	Cable	Cable	Cable

REFERENCE IP RATINGS Second Number - Protection against liquids									
Example	0	1	2	3	4	5	6	7	8
Protection against	No protection	Vertically falling droplets of water	Vertically falling droplets of water with the enclosure tilted 15 degrees from the vertical	Protection against spray to 60 degrees from the vertical. Limited ingress acceptable	Protected against water splashed from all directions. Limited ingress acceptable	Protected against low pressure water jets from all directions. Limited ingress acceptable	Protected against strong jets of water (for use on shipdecks) Limited ingress acceptable	Protected against immersion between 15cm and 1 metre	Protected against long periods of immersion under pressure
Effective protection from:	Non protected	Vertical dripping	Driving rain	Limited spraying	Splashing from all directions	Hosing jets from all directions	Strong jets from all directions	Temporary immersion	Continuous immersion

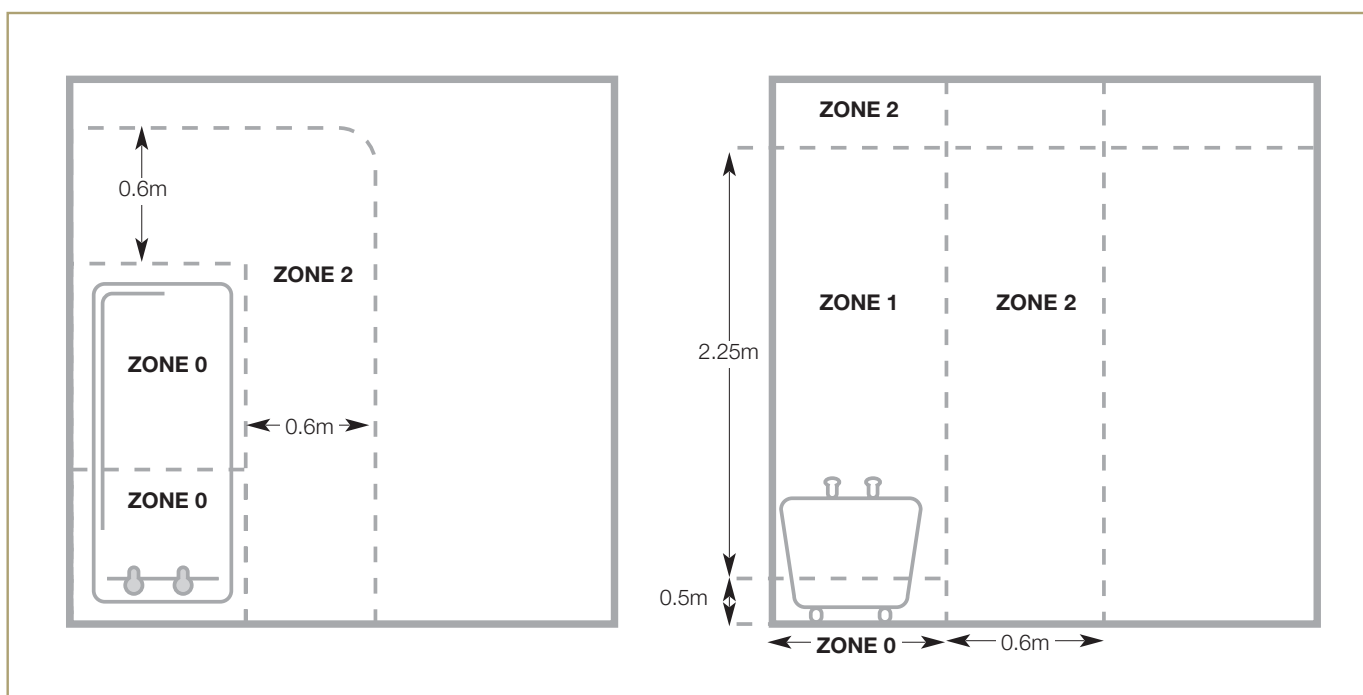
Zone 0 is inside the bath or shower itself and any fittings used here must be low voltage (max 12v) and be rated IPx7 which is total protection when immersed in water.

Zone 1 is above the bath to a height of 2.25m. A minimum rating of IPx4 is required here.

Zone 2 is an area stretching to 0.6m outside the bath and above the bath if over 2.25m. An IP rating of at least IPx4 is required here.

The IEE Regulations do not make specific reference to wash basins but in the opinion of The Lighting Association they should be treated as Zone 2 (i.e. IPx4)


- The information here is intended as a guide and contains several generalisations for illustrative purposes. For more technical information refer to an electrician and specific product data.



Bedroom Lighting

3.01 Bedroom Lighting

3.03 Energy Saving Bedroom Lighting



Bedroom lighting



Magic armadio rail light



- Aluminium finish
- 230v fluorescent T5
- Integrated motion sensor
- Integrated ballast
- Easy fixing method
- Compatible with rail brackets



Description		Code
T5 8w	560mm	SY9462
T5 13w	860mm	SY9463
T5 13w	960mm	SY9464
Spare 8w lamp		SY9311
Spare 13w lamp		SY9313

Special lengths available to order



Bedroom sensor light



- Aluminium finish
- 230v fluorescent T5
- Integrated motion sensor
- Integrated ballast
- Easy fixing method



Description		Code
T5 8w	560mm	SY9466
T5 13w	860mm	SY9467
T5 13w	960mm	SY9468
Spare 8w lamp		SY9311
Spare 13w lamp		SY9313

Special lengths available to order



Wardrobe sensor light




- Aluminium finish
- 230v fluorescent
- Integrated motion sensor

Dimensions

- 135mm (d) x 49mm (h)

Description		Code
Fitting 400mm	14w	SY9204
Fitting 500mm	15w	SY9205
Fitting 600mm	15w	SY9206
Fitting 700mm	18w	SY9207
Fitting 800mm	18w	SY9208
Fitting 900mm	18w	SY9209



Power LED fittings



- Aluminium Profile
- Energy efficient
- High flat power LED's

Description		Code
Rail with 1 x 1.8w LED	150mm	SY9811
Rail with 2 x 1.8w LED	450mm	SY9784
Rail with 2 x 1.8w LED	500mm	SY9785
Rail with 3 x 1.8w LED	600mm	SY9786
Rail with 4 x 1.8w LED	800mm	SY9787
Rail with 4 x 1.8w LED	900mm	SY9788
Rail with 5 x 1.8w LED	1000mm	SY9789
Rail with 6 x 1.8w LED	1200mm	SY9790
15W LED Power Driver		SY9739
30W LED Power Driver		SY9765

Bedroom lighting



Single flexi light

- Available in Chrome and Gold
- 20 watt G4, 12v
- Complete with lamp
- 1.5m lead plus mini amp connector
- Requires Transformer
- Spare lamps available
- Flexible Fitting

Description	Code
Single Light	SY8667
Transformer	SY1503B
Spare lamp (20w)	SY0498

See page 1.09 for transformer
See page 4.15 for Lamps
This product is available in kit form



Double flexi light

- Aluminium finish
- 230v fluorescent
- Integrated motion sensor

Dimensions
• 135mm (d) x 49mm (h)

Description	Code
Double Light	SY8668
Transformer	SY1503B
Spare lamp (20w)	SY0498

See page 1.09 for transformer
See page 4.15 for Lamps
This product is available in kit form

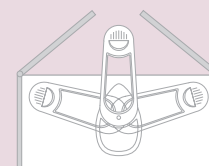
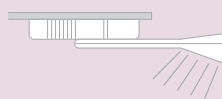


Wardrobe flip out light

- White
- 20w, G4, 12v
- Incorporates transformer
- Spare lamps available
- Pre wired

Dimensions
• 345mm (l) x 110mm (w) x 65mm (d)

Description	Code
Flip-out light	SY9200
Spare lamp (20w)	SY0498

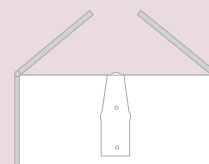


Wardrobe switched light

- When button is released, lights are turned on
- When button is depressed, lights are turned off
- Pre wired

Dimensions
• 260mm (l) x 110mm (w) x 60mm (d)

Description	Code
Push Button Switch	SY9201
Spare lamp (20w)	SY0498



Energy saving bedroom lighting



Salsa short arm



- Wall lamp short arm with pin switch
- 9w, GX53
- Metal and zinc alloy
- Available in matt chrome
- Class 1
- Lamp not included

Dimensions

- 85mm(w) x 113mm(h)

Description	Code
Salsa Short Arm Matt Chrome	SY9728MC
Replacement lamp 9w GX53 Warm White	SY9758
Replacement lamp 9w GX53 Cool White	SY9759



Oya 2 double articulated arm



- Wall lamp articulated 2 arms with 2 pin switches
- 2 x 9w, GX53
- Metal and zinc alloy
- Available in matt chrome
- Class 1
- Lamp not included

Dimensions

- 296mm(w) x 70mm(h) x 365mm(l)

Description	Code
Oya 2 Double Articulated Arm	SY9731MC
Replacement lamp 9w GX53 Warm White	SY9758
Replacement lamp 9w GX53 Cool White	SY9759



Salsa flexible arm



- Wall lamp flexible arm with pin switch
- 9w, GX53
- Metal and zinc alloy
- Available in matt chrome
- Class 1
- Lamp not included

Dimensions

- 70mm(w) x 113mm(h) x 222mm(l)

Description	Code
Salsa Flexible Arm	SY9729MC
Replacement lamp 9w GX53 Warm White	SY9758
Replacement lamp 9w GX53 Cool White	SY9759



Salsa articulated arm



- Wall lamp articulated arm with pin switch
- 9w, GX53
- Metal and zinc alloy
- Available in matt chrome
- Class 1
- Lamp not included

Dimensions

- 70mm(w) x 113mm(h) x 370mm(l)

Description	Code
Salsa Articulated Arm	SY9730MC
Replacement lamp 9w GX53 Warm White	SY9758
Replacement lamp 9w GX53 Cool White	SY9759



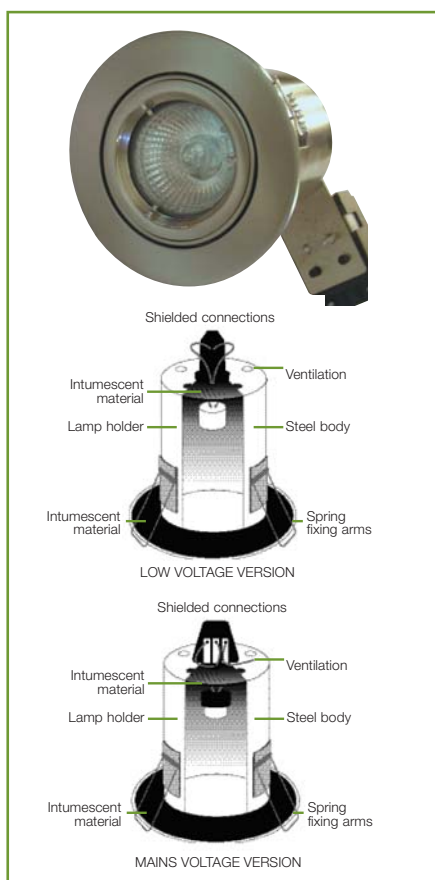
Specification Lighting

- 4.01 Die Cast Fire and Acoustic Rated Fittings
- 4.02 Energy Saving Ceiling Lighting
- 4.04 Energy Saving Outdoor Lighting
- 4.05 Energy Saving Ceiling Light Pack
- 4.06 Aluminium Twist and Lock
- 4.07 Die Cast Ceiling Lighting
- 4.08 Pressed Steel Ceiling Lighting
- 4.09 Specialist Ceiling Lighting
- 4.10 LED Brick Lights
- 4.11 Outdoor / Walkover Lighting
- 4.12 Standard Ceiling Transformers
- 4.14 Smoke and Heat Alarms
- 4.15 Lamps and Lamp Holders
- 4.21 Commercial Downlights
- 4.22 Electrical Accessories



Die cast fire and acoustic rated fittings

The Fire Safe System has been developed to comply with building regulations which now requires the fitting to effectively restore the fire integrity of the ceiling and maintain an acoustic barrier.



- Fire tested to full 100mins and approved to BS476Part 1 1987
- Acoustically tested to BSEN140-3 and BSEN ISO 140-6 1987
- Complies with Part P of the building regulations
- Available in GU10 or LV
- Lamp not included
- Complies with all the relevant requirements for part B of the building regulations-fire safety
- Complies with all relevant requirements of part E of the building regulations - resistance to the passage of sound
- Once installed the light fittings offer long term protection immediately. There is no need for any secondary inspection to ensure the fire seal is in place as it is an integral part of the fitting itself
- there is no need for fire hoods or other peripheral methods of protecting against the spread of fire through the down lighter cut outs
- Easy lamp change
- The Shower fitting IP rating is 65 making it suitable for zones 1 and 2 in accordance with bathroom regulations

Description	Code
LV fixed die cast fire rated Chrome and Nickel Matt	SY9671
LV fixed die cast fire rated White	SY9671
LV tilt die cast fire rated Chrome and Nickel Matt	SY9672
LV tilt die cast fire rated White	SY9672
GU10 fixed die cast fire rated Chrome and Nickel Matt	SY9673
GU10 fixed die cast fire rated White	SY9673
GU10 tilt die cast fire rated Chrome and Nickel Matt	SY9674
GU10 tilt die cast fire rated White	SY9674
Transformer	SY1507
LV 50w replacement lamp	SY2632
GU10 50w replacement lamp	SY8623

See page 4.15 for Lamps



Energy saving square fire rated downlight



- Available in LV or GU10 models
- Chrome or Nickel Matt finish
- Cut out - 65mm
- Overall diameter - 78mm

Description	Code
LV Downlight	SY9857
GU10 Downlight	SY9858
10w CFL lamp	SY9342
13w CFL lamp	SY9345



IP65 Fire & acoustic rated adjustable shower light



- LV or GU10 models available
- IP65 rated - suitable for zones 1 and 2
- Chrome or Nickel Matt finish and fully adjustable
- Cut out - 79mm
- Overall diameter - 90mm

Description	Code
LV Shower light	SY9855
GU10 Shower Light	SY9856



Energy saving ceiling lighting



Vog directional downlight



- 11w, GU10
- Zinc alloy
- Available in chrome matt, matt white and brass
- Class 2
- Lamp not included

Dimensions

- 145mm(w) x 110mm(h) - Ø82mm

Description	Code
Vog Directional Matt White	SY9724MW
Vog Directional Matt Chrome	SY9724MC
Replacement lamp 11w GU10	SY2655



IP64 Opera fixed downlight



- 11w, GU10
- Zinc alloy
- Available in matt white and matt chrome
- IP64 rated
- Class 2
- Lamp not included

Dimensions

- 220mm(w) x 110mm(h) - Ø100mm

Description	Code
Opera IP64 Matt White	SY9725MW
Opera IP64 Matt Chrome	SY9725MC
Replacement lamp 11w GU10	SY2655



Stil fixed downlight



- 13w, GX53
- Aluminium
- Available in matt white and matt chrome
- Class 2
- Lamp not included

Dimensions

- 185mm(w) x 55mm(h) - Ø122mm

Description	Code
Stil Fixed Matt White	SY9726MW
Stil Fixed Matt Chrome	SY9726MC
Replacement lamp 13w GX53 Warm White	SY9760
Replacement lamp 13w GX53 Cool White	SY9761



IP64 Planet fixed downlight



- 13w, GX53
- Zinc alloy
- Available in matt white and matt chrome
- IP64
- Class 2
- Lamp not included

Dimensions

- 225mm(w) x 85mm(h) - Ø150mm

Description	Code
IP64 Planet Matt White	SY9727MW
IP64 Planet Matt Chrome	SY9727MC
Replacement lamp 13w GX53 Warm White	SY9760
Replacement lamp 13w GX53 Cool White	SY9761



Energy saving ceiling lighting



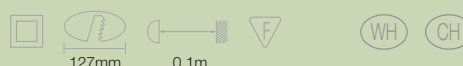
Callisto directional downlight



- 13w, GX53
- Aluminium finish
- Available in matt white and matt chrome
- IP23 rated
- Class 2
- Lamp not included

Dimensions
• 255mm(w) x 110mm(h) - Ø180mm

Description	Code
Callisto Downlight Matt Silver	SY9747MS
Callisto Downlight Matt White	SY9747MW
Replacement lamp 13w GX53 Warm White	SY9760
Replacement lamp 13w GX53 Cool White	SY9761



Europa directional downlight



- 13w, GX53
- Aluminium finish
- Available in matt white and matt chrome
- Class 2
- Lamp not included

Dimensions
• 255mm(w) x 110mm(h) - Ø180mm

Description	Code
Europa Downlight Matt Silver	SY9748MS
Europa Downlight Matt White	SY9748MW
Replacement lamp 13w GX53 Warm White	SY9760
Replacement lamp 13w GX53 Cool White	SY9761



Salsa wall light



- Wall lamp short arm with pin switch
- 9w, GX53
- Metal and zinc alloy
- Available in matt chrome
- Class 1
- Lamp not included

Dimensions
• 85mm(w) x 113mm(h)

Description	Code
Salsa Short Arm Matt Chrome	SY9728MC
Replacement lamp 9w GX53 Warm White	SY9758
Replacement lamp 9w GX53 Cool White	SY9759



Arabella suspension



- Suspension
- 9w, GX53
- Glass
- Available in chrome
- Class 1
- Lamp not included

Dimensions
• 1000mm(h) - Ø200mm (adjustable)

Description	Code
Arabella Chrome with Opal Glass	SY9763CC
Replacement lamp 9w GX53 Warm White	SY9758
Replacement lamp 9w GX53 Cool White	SY9759



Energy saving outdoor lighting



Arko wall light



- Ceiling and wall lamp
- 9w, GX53
- Aluminium frosted glass
- Available in matt white and matt chrome
- IP65 rated
- Class 1
- Lamp not included

Dimensions
• 54mm(h) - Ø118mm

Description	Code
Arko Matt White	SY9732MW
Arko Matt Chrome	SY9732CH
Replacement lamp 9w GX53 Warm White	SY9758
Replacement lamp 9w GX53 Cool White	SY9759



Lyx wall light



- Wall lamp
- 9w, GX53
- Aluminium frosted glass
- Available in matt white and matt chrome
- IP65 rated
- Class 1
- Lamp not included

Dimensions
• 61mm(h) - Ø118mm

Description	Code
Lyx Matt White	SY9733MW
Lyx Matt Chrome	SY9733CH
Replacement lamp 9w GX53 Warm White	SY9758
Replacement lamp 9w GX53 Cool White	SY9759



Ice walkover light



- Walkover Round Cover
- 9w - 13w, GX53
- Stainless steel ring and zinc alloy body and frosted glass
- Stainless steel
- IP67 rated
- Class 1
- Lamp not included

Dimensions
• 117mm(h) - Ø128mm

Description	Code
Ice Walkover Stainless Steel	SY9734SS
9w GX53 Lamp Warm White	SY9758
9w GX53 Lamp Cool White	SY9759
13w GX53 Lamp Warm White	SY9760
13w GX53 Lamp Cool White	SY9761



Nevada spotlight



- Spotlight
- 13w, GX53
- Aluminium
- Available in matt black and matt silver
- IP65 rated
- Class 1
- Lamp not included

Dimensions
• 223mm(h) - Ø110mm

Description	Code
Nevada Matt Black	SY9735MB
Nevada Matt Silver	SY9735MS
Replacement lamp 13w GX53 Warm White	SY9760
Replacement lamp 13w GX53 Cool White	SY9761



Energy saving ceiling light kit



A switch to energy saving lighting can result in substantial savings. The 10w version of this lamp offers the equivalent output of a 50w halogen fitting and the cost comparison below highlights the savings that can be made.

- Available in Nickel Matt, Chrome and White
- GU10, 10W and 13W CFL
- Lamp included in fitting
- Transformer not required
- Cut out - 75mm
- Diameter - 95mm
- Height - 110mm

Description	Code
10w Energy saving kit Chrome	SY9338CC
10w Energy saving kit N. Matt	SY9338NM
10w Energy saving kit White	SY9338WH
10w replacement lamp	SY9342
13W Energy saving kit Chrome	SY9346CC
13W Energy saving kit N.Matt	SY9346NM
13W Energy saving kit White	SY9346WH
13W Replacement lamp	SY9345



Version	Voltage	Current (A)	Power (W)	Power Factor	Luminous flux (lm)	Luminous efficacy (lm/W)
10W	230.0	0.07	8.9	0.552	460.8	51.6
13W	230.1	0.1	12.7	0.554	653.6	51.531

The 10W and 13W versions of this product comply with the building regulations L1A, L1B, L2A and L2B
If this product is being used for L2A and L2B, general lighting will be accepted.

Running Cost Comparison

50 Watt GU10 lamp

Running costs per year -

15 lights @ 10 hours a day = £410.63

10 Watt Fluorescent lamp

Running costs per year -

15 lights @ 10 hours a day = £82.13

Total saving per year £328.50

Aluminium twist and lock

These fittings are manufactured from cast aluminium which facilitates good heat dissipation to prevent possible distortion of the fitting under prolonged exposure to high temperatures.




Fixed twist and lock

- Available in Nickel Matt, Chrome, Brass and White
- 12v or GU10
- Lamp not included
- Transformer required for LV version
- 20/35/50w dichroic lamp available

Dimensions

- 80mm diameter

Description	Code
Plated fixed light	SY9601
White fixed light	SY9601
Transformer	SY1507
50w MR16	SY2632
Plated GU10 fixed	SY9606
White GU10 fixed	SY9606
Spare GU10 lamp (50w)	SY8623




Tilt twist and lock

- Available in Nickel Matt, Chrome, Brass and White
- 12v or GU10
- Lamp not included
- Transformer required for LV version
- 20/35/50w dichroic lamp available

Dimensions

- 95mm diameter

Description	Code
Plated tilt light	SY9602
White tilt light	SY9602
Transformer	SY1507
50w MR16	SY2632
Plated GU10 tilt	SY9607
White GU10 tilt	SY9607
Spare GU10 lamp (50w)	SY8623




Swivel and scoop twist and lock

- Available in Nickel Matt, Chrome, Brass and White
- 12v
- Lamp not included
- Transformer required for LV version
- 20/35/50w dichroic lamp available

Dimensions

- 105mm diameter MR11
- 130mm diameter MR16

Description	Code
MR16 Plated swivel light	SY9600
MR11 Plated swivel light	SY9603
MR16 White swivel light	SY9600
MR11 White swivel light	SY9603
Transformer	SY1507
50w MR16	SY2632
35w MR11	SY0591



Die cast ceiling lighting




1 Part fixed light

- Available in Chrome, Gold, and Nickel
- 12v or GU10
- Lamp not included
- Transformer required with 12v version
- 20/35/50 watt dichroic lamps available



Description	Code
LV Fixed Light	SY8642
Transformer	SY1507
Spare Lamp (20w) MR16	SY2634
Spare Lamp (35w) MR16	SY0592
Spare Lamp (50w) MR16	SY2632
GU10 Fixed Light	SY8647
Spare Lamp (50w) GU10	SY8623

See page 4.12 for Transformer
See page 4.15 for Lamps




Round tilt light

- Available in Chrome, White, Nickel Matt, Antique Brass
- 12v or GU10
- Lamp not included
- Transformer required with 12v version
- 20/35/50 watt dichroic lamps available



Description	Code
LV Round Tilt	SY8641
Transformer	SY1507
Spare Lamp (20w) MR16	SY2634
Spare Lamp (35w) MR16	SY0592
Spare Lamp (50w) MR16	SY2632
GU10 Round Tilt	SY8646
Spare Lamp (50w) GU10	SY8623

See page 4.12 for Transformer
See page 4.15 for Lamps




Mini round tilt light

- Available in Brushed Chrome, Gold, White and Nickel Matt
- 12v, MR11
- Lamp not included
- Transformer required with 12v version
- 20/35 watt dichroic lamps available
- Cut out size 58mm



Description	Code
LV Mini Round Tilt	SY8655
Transformer	SY1507
Lamp MR11 (20w)	SY0601
Lamp MR11 (35w)	SY0591

See page 4.12 for Transformer
See page 4.15 for Lamps



Round/Square drop glass light

- Available in Chrome, Gold, Nickel
- 12v or GU10
- Lamp not included
- Transformer required with 12v version
- 20/35/50 watt dichroic lamps available
- Cut out size 62mm



Description	Code
LV Round Drop Glass	SY9250
Transformer	SY1507
Spare Lamp (20w) MR16	SY2634
Spare Lamp (35w) MR16	SY0592
Spare Lamp (50w) MR16	SY2632
GU10 Round Drop Light	SY9252
Spare Lamp (50w) GU10	SY8623

Description	Code
LV Square Drop Glass	SY9249
Transformer	SY1507
Spare Lamp (20w) MR16	SY2634
Spare Lamp (35w) MR16	SY0592
Spare Lamp (50w) MR16	SY2632
GU10 Square Drop Light	SY9251
Spare Lamp (50w) GU10	SY8623

See page 4.12 for Transformer
See page 4.15 for Lamps



Pressed steel ceiling lighting



Tilt downlight

- Available in Chrome, Gold, White,
- 12v or GU10
- Lamp not included
- Transformer required with 12v version
- 20/35/50 watt dichroic lamps available



Description	Code
LV Tilt light	SY8624
Transformer	SY1507
Spare Lamp (20w) MR16	SY2634
Spare Lamp (35w) MR16	SY0592
Spare Lamp (50w) MR16	SY2632
GU10 Tilt Light	SY8622
Spare Lamp (50w) GU10	SY8623

See page 4.12 for Transformer
See page 4.15 for Lamps



Fixed downlight

- Available in Chrome, Polished Brass, White, Nickel (Nickel not available in GU10)
- 12v or GU10
- Lamp not included
- Transformer required with 12v version
- 20/35/50 watt dichroic lamps available



Description	Code
LV Fixed Light	SY0475
Transformer	SY1507
Spare Lamp (20w) MR16	SY2634
Spare Lamp (35w) MR16	SY0592
Spare Lamp (50w) MR16	SY2632
GU10 Fixed Light	SY8621
Spare Lamp (50w) GU10	SY8623

See page 4.12 for Transformer
See page 4.15 for Lamps




Square tilt downlight

- Available in Chrome, Polished Brass, Nickel Matt, White
- 12v or GU10
- Lamp not included
- Transformer required with 12v version
- 20/35/50 watt dichroic lamps available
- 82mm (w) x 82mm(w)



Description	Code
LV Square Tilt	SY0514
Transformer	SY1507
Spare Lamp (20w) MR16	SY2634
Spare Lamp (35w) MR16	SY0592
Spare Lamp (50w) MR16	SY2632
GU10 Square Tilt	SY0515
Spare Lamp (50w) GU10	SY8623

See page 4.12 for Transformer
See page 4.15 for Lamps



Specialist lighting



Diamond ceiling light

- Available in Chrome and Nickel Matt
- 20w G4 capsule lamp (not included)
- Transformer required
- Cut out 45mm

Description	Code
Diamond Chrome	SY8699CC
Diamond N.Matt	SY8699NM
Transformer	SY1507
20w G4 Lamp	SY0498

See page 4.12 for Transformer
See page 4.15 for Lamps



LV Die cast star light

- Available in Chrome, Polished Brass, Nickel Matt and White
- 12v, G4 Lamp, 20w
- Lamp not included
- Transformer required
- Spare lamps available
- Cut out size 25mm

Description	Code
LV Star Light	SY8692
Transformer	SY1507
Spare Lamp (10w) G4	SY2631
Spare Lamp (20w) G4	SY0498

See page 4.12 for Transformer
See page 4.15 for Lamps



Blind hole downlight



- Suitable for installation in 'blind holes' - only 13mm deep, no ventilation required at back of fitting
- Satin Chrome finish
- Utilises 10w halogen lamp

Description	Code
Blind Hole Downlight	SY9496



LED brick lights



12 LED Rectangular brick light

- Mains voltage plinth light
- IP68 rated
- Pre-wired with 1.5 metres of mains cable
- 12 high output LED's
- Uses 3.5w of power
- Suitable for installation in bathroom zones 1,2 and 3
- Can be fitted outside
- Available in white and warm white
- 30,000hrs lamp life

Description	Code
White Plinth Light	SY9716
Warm White Plinth Light	SY9717

Dimensions

- 105mm (w) x 40mm (h)



60 LED Rectangular brick light




- Mains voltage plinth light
- IP68 rated
- Pre-wired with 1.5 metres of mains cable
- 60 high output LED's
- Uses 3.5w of power
- Suitable for installation in bathroom zones 1,2 and 3
- Can be fitted outside
- 30,000hrs lamp life

Description	Code
White Plinth Light	SY9718

Dimensions

- 170mm (w) x 67mm (h)



9 LED Square brick light



- Mains voltage plinth light
- IP68 rated
- Pre-wired with 1.5 metres of mains cable
- 9 high output LED's
- Uses 3.5w of power
- Can be fitted outside
- 30,000hrs lamp life

Description	Code
White Plinth Light	SY9719
Warm White Plinth Light	SY9720

Dimensions

- 70mm (w) x 70mm (h)



60 LED Square brick light



- Mains voltage plinth light
- IP68 rated
- Pre-wired with 1.5 metres of mains cable
- 60 high output LED's
- Uses 3.5w of power
- Can be fitted outside
- 30,000hrs lamp life

Description	Code
White Plinth Light	SY9721

Dimensions

- 120mm (w) x 120mm (h)

LED brick lights




Ungrilled/Grilled brick lights

- Available in Black
- E27 lamp holder
- Maximum 60 watt
- IP54
- Lamp not included
- 230mm (w) x 100mm (h) x 80mm (d)

Description	Code
Ungrilled/Grilled Brick Light	SY9091

Outdoor/walkover lighting



IP65 Die-cast walkover light



- Available with Blue and White LED's
- Uses clamp connector system which enables the lights to be fitted at any point along the pre-wired 10m cable
- Die cast with Nickel Matt Finish
- 25mm depth x 45mm (diameter)
- Uses only 0.5w of power
- Available as a 3 light kit

Description	Code
3 light kit White	SY9524WH
3 light kit Blue	SY9524BL



IP67 1Watt mains LED walkover



- Stainless Steel
- Available with White or Blue LED
- No power converter required
- LED's with 30,000hrs lamp life
- 61mm diameter, 80mm deep
- Uses 1w of power
- Cut out size 36mm

Description	Code
1w Mains LED White	SY9511WH
1w Mains LED Blue	SY9511BL



IP67 Small LED walkover



- 4 point LED
- Stainless Steel
- Available with White or Blue LED
- Requires power converter
- LED's with 30,000hrs lamp life
- 36mm (w) x 61mm (d)
- Cut out size 30mm

Description	Code
Small Walkover LED White	SY9508WH
Small Walkover LED Blue	SY9508BL
24v/10w power Converter	SY9401

See page 4.13 for Power converters



Standard ceiling transformers



20/60va Electronic transformer

- Supplied with 150mm flying leads
- Short circuit protection
- Overload protection
- Thermal protection
- Boxed with instructions
- 3 year guarantee

Description	Code
20/60va Transformer	SY1507



20/60va Shark electronic transformer

- Short circuit protection
- Thermal protection
- Fully dimmable unit with trailing and leading edge dimmers
- 1 year guarantee

Description	Code
20/60va Transformer	SY1516



20/105va Electronic transformer

- Supplied with 150mm flying leads
- Short circuit protection
- Overload protection
- Thermal protection
- 2 year guarantee

Description	Code
20/105va Transformer	SY1505A



Transformers and power converters



24v LED Power converter

- Supplied with 6 part amp block
- Short circuit protection
- Overload protection
- Thermal protection
- 24v/10w DC

Description	Code
24v/10w Power Converter	SY9401



12v LED Power converter

- For use with 21 point LED lights
- Supplied with 6 part amp block
- Short circuit protection
- Overload protection
- Thermal protection
- 12v/10w DC

Description	Code
12v/10w Power Converter	SY9400



Smoke & heat alarms



Smoke alarm/Heat alarm

- Both operate on mains voltage with battery back-up
- Heat alarm ideal for areas where smoke alarms cannot be used (eg kitchens)
- Ionisation type smoke alarm
- Suitable for installations to B55839

Description	Code
Heat alarm	SY8903
Smoke alarm	SY8904
Mounting pattress	SY8905



Lamps and lamp holder

Low Voltage



Code	Lamp	Volts	Watts	Beam Angle	Lamp Life
SY2634	MR16	12v	20	36°	2000
SY2636*	MR16	12v	20	36°	5000
SY0592	MR16	12v	35	36°	2000
SY2629*	MR16	12v	35	36°	5000
SY2632	MR16	12v	50	36°	2000
SY2635*	MR16	12v	50	36°	5000
SY0591	MR11	12v	35	36°	2000
SY0591B*	MR11	12v	35	36°	5000
SY0601	MR11	12v	20	36°	1200
SY0601B*	MR11	12v	20	36°	2500
SY2642*	MR16	12v	50	60°	4000




Code	Lamp	Volts	Watts	Beam Angle	Lamp Life
SY0499*	G4	12v	5	N/A	4000
SY2631	G4	12v	10	NA	1200
SY0498	G4	12v	20	NA	1200
SY0486*	G4	12v	20	NA	4000
SY0487*	G4	12v	10	NA	4000
SY2660 White	G4	12v	1.3	NA	20,000
SY2661 Blue	G4	12v	1.3	NA	20,000



Code	Lamp	Volts	Watts	Beam Angle	Lamp Life
SY2649	G9	240v	25	NA	1200
SY2650*	G9	240v	25	NA	2000
SY8696*	GU10	240v	35	24°	2500
SY8623	GU10	240v	50	36°	1200
SY8737*	GU10	240v	50	36°	2500
SY8696B*	GU10	240v	35	24°	2500

* Branded

Mains Voltage



Code	Lamp	Volts	Watts	Beam Angle	Lamp Life
SY8704	T4	240v	6	NA	2000
SY8705	T4	240v	12	NA	2000
SY8706	T4	240v	16	NA	2000
SY8707	T4	240v	20	NA	2000
SY8716	T4	240v	25	NA	2000
SY8717	T4	240v	30	NA	2000



Code	Lamp	Volts	Watts	Beam Angle	Lamp Life
SY9310	T5	240v	6	NA	2000
SY9311	T5	240v	8	NA	2000
SY9313	T5	240v	13	NA	2000
SY9314	T5	240v	18	NA	2000
SY9315	T5	240v	24	NA	2000
SY9316	T5	240v	28	NA	2000
SY0185	T8	240v	15	NA	5000
SY0187	T8	240v	18	NA	5000
SY0188	T8	240v	16	NA	5000
SY0189	T8	240v	30	NA	5000
SY0190	T8	240v	36	NA	5000
SY0220	T8	240v	58	NA	5000

GU10 lampholder

Converts low voltage to 240v



Code	Lamp	Volts	Watts	Beam Angle	Lamp Life
SY8656	Lamp Holder	TUV/GS			



G4 21 Point LED



- White/Blue
- This product can be fitted to all LV cabinet lights with the suitable driver SY9400
- Uses 1.3w of power
- Light output equivalent to 20w halogen
- 30,000 hours lamp life
- No heat generated

Description	Code
G4 LED lamp White	SY2660
G4 LED lamp Blue	SY2661



MR11 21 Point LED



- This product can be fitted to all MR11 LV cabinet lights with the suitable driver SY9400
- Uses 1.3w of power
- Light output equivalent to 20w halogen
- 30,000 hours lamp life
- No heat generated

Description	Code
MR11 21pt LED White	SY9713



GU10 42 Point LED



- White/Warm White
- Uses 1.9w of power
- Mains Voltage
- 30,000 hours lamp life
- No heat generated

Description	Code
GU10 42pt LED White	SY9714
GU10 42pt LED Warm White	SY9715
GU10 42pt MR16 White	SY9813WH
GU10 42pt MR16 Blue	SY9813BL



GX53 29 Point LED lamp



- White/Blue
- This product can be fitted to all GX53 energy saving fittings
- Uses 2w of power
- 30,000 hours lamp life
- No heat generated

Description	Code
GX53 29pt LED White	SY9723WH
GX53 29pt LED Blue	SY9723BL



GU10 Compact reflector



- GU10
- 15,000 hrs lamp life
- Warm White

Dimensions

- Diameter - 50mm
- Length - 65mm

Description	Code
GU10 7W	SY9749
GU10 9W	SY9356
GU10 11W	SY2655



GU10 Lamp



- GU10
- 7/10/13 Watts
- 6000 hrs lamp life
- Warm White

Description	Code
GU10 7W	SY9336
GU10 10W	SY9342
GU10 13W	SY9345



7w Ultra compact candle



- GU10
- 7 Watts
- 15,000 hrs lamp life
- Warm White

Dimensions

- Diameter - 37mm
- Length - 96-99mm

Description	Code
7W Compact ES/E27	SY9750
7W Compact SES/E14	SY9751
7W Compact BC/B22	SY9752
7W Compact SBC/B15	SY9753



9w Ultra compact candle



- GU10
- 9 Watts
- 15,000 hrs lamp life
- Warm White

Dimensions

- Diameter - 37mm
- Length - 107-109mm

Description	Code
GU10 9W Compact SES	SY9754
GU10 9W Compact BC	SY9755



Ultra compact ping pong



- 7W
- 15,000 hrs lamp life
- Warm White

Dimensions

- Diameter - 45mm
- Length - 73-83mm
- Weight - 41-44g

Description	Code
7w Compact Ping Pong SES	SY2639
7w Compact Ping Pong BC	SY2641



Compact classic GLS globe



- 11 Watts
- 15,000 hrs lamp life
- Warm White

Dimensions

- Diameter - 60mm
- Length - 113mm
- Weight - 80g

Description	Code
GLS Globe ES	SY9756
GLS Globe BC	SY9757



GX53 7w compact fluorescent



- 3200K
- 7 Watts
- 6,000 hrs lamp life

Description	Code
GX53 7w CFL	SY9291



GX53 9w CFL



- GX53
- 9 Watts
- 15,000 hrs lamp life
- Warm/Cool White

Dimensions

- Diameter - 75mm
- Length - 24mm
- Weight - 59g

Description	Code
GX53 9w CFL W.White	SY9758
GX53 9w CFL C.White	SY9759



GX53 13w CFL



- GX53
- 13 Watts
- 15,000 hrs lamp life
- Warm White

Dimensions

- Diameter - 75mm
- Length - 33mm
- Weight - 89g

Description	Code
GX53 13w CFL W.White	SY9760
GX53 13w CFL Cool White	SY9761



2 D lamp



- Warm White
- 21 Watts
- 3200k
- 10,000 hrs lamp life

Description	Code
21w 2D lamp	SY9341



9w CFL BC lamp



- 9 Watts
- 15,000 hrs lamp life

Description	Code
9w CFL BC Lamp	SY2652

Energy saving commercial downlights



Commercial AR111 downlights



- Painted metal

Description	Code
2 light fitting 355 x 185mm downlight	SY9836
3 light fitting 525 x 185mm downlight	SY9837
4 light fitting 353 x 353mm downlight	SY9838
AR111 Energy saving lamp	SY9839



Commercial dichroic downlights

- Painted metal

Description	Code
1 light fitting 108 x 108mm downlight	SY9801
2 light fitting 203 x 108mm downlight	SY9802
3 light fitting 296 x 108mm downlight	SY9803
4 light fitting 206 x 206mm downlight	SY9804
20w Dichroic lamp	SY9805
35w Dichroic lamp	SY9806
50w Dichroic lamp	SY9807
Flat 20-70w 240v/12v transformer	SY9798
Flat 35-105w 240v/12v transformer	SY9799
Set 50-210w 240v/12v transformer	SY9800

Electrical accessories

Prefix: EH10



Sloped edge.
Polished Chrome BK

Prefix: EH30




Rounded edge.
Satin Chrome WH

Prefix: EH80



Flat plate.
Satin Chrome BK

Prefix: EH90



Flat plate.
Satin Chrome WH

To order this product use the first two letters and digits for the range required then add the last two digits to order a specific product.

EG EH1001 - Sloped edge polished chrome with Black inserts. Single Switched 13A socket
Other finishes and styles available to special order

SUFFIX	DESCRIPTION
01	Single Switched 13A Socket
02	Double Switched 13A Socket
03	1g 2w Switch
04	2g 2w Switch
05	3g 3w Switch
06	1g 2w Intermediate
07	1g 1w Dimmer
08	2g 2w Dimmer
09	TV Socket
10	Phone Slave
11	Phone Master
12	Spur Unit
13	Switch Spur with Neon
14	DP Switch 20 Amp
15	DP Switch 45 Amp
16	45A Rectangular Neon
17	Cooker Switch/Socket
18	Fan Isolator
19	1 Gang Metal Blank Cover
20	2 Gang Metal Blank Cover


Bespoke electrical accessories

Prefix: MB



Matt Black Range
With Black Switch

Prefix: PSS



Chrome Range
With Black or White Switch

Prefix: SS



Satin Chrome Range
With Black or White Switch

High quality range of metal wiring accessories.

Features include:

- Crabtree interiors
- Large rocker switches for ease of operation
- Large terminals for ease of wiring and quick installation
- Sockets have twin earth terminals as standard

SUFFIX	DESCRIPTION
1S0	DP Single Switched 13A Socket
2S0	DP Double Switched 13A Socket
1Sw	1 Gang 2 way Switch
2Sw	2 Gang 2 way Switch
3Sw	3 Gang 2 way Switch
Int	Intermediate
1D250w	1 Gang 2 way Dimmer
2D250W	2 Gang 2 way Dimmer
1TV	TV Socket
1S	Phone Slave
1M	Phone Master
SUSWF	Spur Unit Unswitched
SWFN	Switch Spur with Neon
20A DPISW	Double Pole Switch 20 Amp
45A SWNS	Double Pole Switch 45 Amp
1B	1 Gang Metal Blank Cover
2B	1 Gang Metal Blank Cover

New Flat Plate Range available

All the above are available with metal switch option

For the full range of bespoke electrical accessories - please contact us for a brochure

Self coloured electrical accessories



High quality range of metal wiring accessories





















Features include:

- Large rocker switches for ease of operation
- Large terminals for ease of wiring and quick installation
- Sockets have twin earth terminals as standard
- Self coloured rocker switches as standard
- Conforms to BS1363
- Sloped edge with white inserts



Part No	Description
SY6100SN	1G 2w switch
SY6101SN	2G 2w switch
SY6102SN	3G 2w switch
SY6103SN	Intermediate switch
SY6104SN	10A T.P fan isolator
SY6105SN	20A D.P switch
SY6106SN	1G Blanking plate
SY6107SN	2G Blanking plate
SY6108SN	45a DP switch with neon
SY6109SN	45a DP switch with neon (TP)
SY6111SN	1G 13 amp socket
SY6112SN	2G 13 amp socket
SY6113SN	Fused spur
SY6114SN	TV socket
SY6115SN	Telephone slave
SY6116SN	Telephone master
SY6117SN	400w 1G 2w dimmer
SY6118SN	400w 2G 2w dimmer
SY6119SN	400w 3G 2w dimmer
SY6120SN	4 gang 2 way switch

Glossary of icons

	<ul style="list-style-type: none"> • CE mark which indicates the compliance with the low voltage and electromagnetic compatibility. 		<ul style="list-style-type: none"> • Product certified through the respective certifying body.
	<ul style="list-style-type: none"> • Product certified to British Standards. 		<ul style="list-style-type: none"> • Class I lighting: Includes earth protection as a complementary security measure against electrical shocks.
	<ul style="list-style-type: none"> • Product certified through the respective certifying body. 		<ul style="list-style-type: none"> • Class II lighting: Includes a reinforced or double insulation as a protection against electrical shocks.
	<ul style="list-style-type: none"> • Product certified through the respective certifying body. 		<ul style="list-style-type: none"> • Class III lighting: The protection against electrical shocks comes from the supply of very low security tension.
	<ul style="list-style-type: none"> • Product certified through the respective certifying body. 		<ul style="list-style-type: none"> • Minimum distance in metres between the lamp and the surfaces or objects directly lighted.
	<ul style="list-style-type: none"> • Product certified through the respective certifying body. 		<ul style="list-style-type: none"> • Suitable for installation on normally combustible surfaces.
	<ul style="list-style-type: none"> • Product certified through the respective certifying body. 		<ul style="list-style-type: none"> • Suitable for use in furniture.
	<ul style="list-style-type: none"> • Product certified through the respective certifying body. 		<ul style="list-style-type: none"> • Diameter of cut for the embedment in millimetres.
	<ul style="list-style-type: none"> • Product certified through the respective certifying body. 		<ul style="list-style-type: none"> • For indoor use only.
	<ul style="list-style-type: none"> • Product certified through the respective certifying body. 		<ul style="list-style-type: none"> • Thermal cut out temperature.

Index

Kitchen Lighting 1.0

1 watt LED recessed cabinet light	1.18	LED L lines 6 and 9 point	1.22
1 watt LED triangular light	1.18	LED Oyster cabinet light	1.17
12 LED 2 light recessed/surface mounted kit.....	1.19	LED Saturn light	1.14
12 LED 2 light tri-lite kit	1.19	LED Shelf with integrated driver	1.22
12 LED Rectangular plinth light	1.08	LED Square plinth light.....	1.07
12v Converter for use with LED Halo	1.19	LED Square plinth light circular windows	1.07
12v LED Power converter	1.19	LED Star bright	1.07
15mm Round plinth light	1.09	LED Strip	1.22
20/60va Electronic transformer	1.09	LED Super bright	1.07
20/60va Touch dimming transformer	1.10	LED Swan neck	1.17
24V LED Power converter	1.19	LED Tri-lite	1.16
35/105va electronic transformer	1.09	Linear range with floating glass	1.13
350mA power converter.....	1.19	LV Aluminium under cabinet light	1.03
7w CFL recessed cabinet light	1.11	LV Diamond black tri-light	1.03
7w CFL tri-lite.....	1.11	LV Drop glass recti -light	1.02
7w Compact fluorescent recessed cabinet light	1.12	LV Drop glass tri-light	1.02
7w Compact fluorescent surface cabinet light	1.12	LV Flo-light	1.03
9 LED Square plinth light	1.08	LV Galaxy 'O'	1.01
Aluminium illuminated box shelf	1.21	LV Galaxy 'S'	1.01
Aluminium over cabinet light	1.06	LV Galaxy 'T'	1.01
Blind hole downlight.....	1.04	LV Galaxy square plinth light	1.08
Cabinet switch	1.27	LV Recti-light	1.02
Colour changing LED strip	1.25	LV Recessed light	1.04
Energy saving circular recessed light	1.16	LV Slalom swan neck	1.05
Energy saving square recessed light	1.16	LV Tipe swan	1.05
Evoline Port	1.28	LV Tri-light	1.02
Evoline T-Dock	1.29	Over cabinet mounting for 7w CFL	1.11
G9 Drop glass tri-lite	1.20	Over cabinet mounting for GX53	1.15
G9 Recessed downlight	1.20	Push button switches	1.27
G9 Swan neck	1.20	Recessed LED downlight	1.16
Galaxy glass shelf light with switch	1.21	RGB Remote control colour changing LED	1.18
Ghibli swan neck	1.05	Signo swan neck	1.05
GX53 Milan light	1.16	Silverline cold cathode light	1.13
GX53 Palermo light	1.16	Slimline T4 triphospher	1.25
Illuminated back splash	1.23	Slimline T5	1.25
Illuminated back splash incorporating shelf and UK socket	1.23	Small square LED plinth light	1.08
Illuminated cabinet base light	1.23	Spacer for 7w CFL surface mounted light	1.11
Illuminated drawer system	1.26	Spacer for GX53 surface mounted light	1.15
Infra red sensor	1.27	Stainless steel linear sockets	1.13
Infra red switch	1.27	Standard fluorescent	1.26
Integra shelf	1.21	Standard surface spacer	1.04
LED Galaxy Round	1.16	Surface mounted LED light	1.14
LED Galaxy Square	1.16	Swan neck 'T' style	1.06
LED Galaxy Triangular	1.17	T5 Task light.....	1.24
LED GX53 Recessed light	1.15	TCI Transformer	1.09
LED GX53 Tri-lite	1.15	Touch switch	1.10
LED Halo light	1.14	Venice LED shelf	1.23

Index

Bathroom lighting 2.0

12 LED Rectangular plinth light	2.08	IP65 Fire and acoustic rated adjustable shower light.....	2.08
12v Power converter	2.09	IP65 Fire and acoustic rated shower light.....	2.07
20/60va Electronic transformer	2.09	IP65 LED Adjustable wall light	2.09
9 LED Square plinth light	2.08	IP65 LED Fixed wall light	2.09
Bathroom consumer unit	2.14	IP65 LED Up and down wall light.....	2.09
Bathroom lighting regulations	2.10	IP65 LED Shower light	2.06
Chrome vanity mirror	2.02	Low voltage illuminated mirror	2.01
Designer IP65 shower light.....	2.05	Low voltage illuminated mirror circular	2.01
Designer radiators	2.15	Opera downlight.....	2.06
Energy saving vanity mirror	2.02	Planet downlight	2.06
Flay light.....	2.12	Plated shaver socket	2.03
Ice Round shower light	2.05	Shaver light with concealed shaver socket.....	2.03
Ice Square shower light	2.05	Shaver light with dual voltage socket	2.03
IP44 Chrome Domed light	2.04	T5 Illuminated mirror.....	2.01
IP44 Designer MR11 shower light	2.06	Vetrella light	2.12
IP44 Energy saving ceiling light	2.04		
IP44 GX53 Shower light.....	2.06		
IP44 Fluorescent	2.04		
IP44 Mirror cabinet.....	2.02		
IP44 Mirror cabinet with shaver socket	2.01		
IP44 Oyster light.....	2.04		
IP44 Shower fan light.....	2.06		
IP44 Stepped MR11 shower light	2.06		
IP44 Transformer	2.09		
IP44 Venice shelf	2.12		
IP54 GU10 Adjustable wall light	2.10		
IP54 GU10 Fixed wall light	2.10		
IP54 GU10 Up and down wall light	2.09		
IP65 Adjustable shower light	2.06		



Index

Bedroom Lighting 3.0

20/60va Electronic transformer.....	3.01
Bedroom sensor light	3.01
Double flexi light	3.02
Magic armadio Rail light	3.01
Oya 2 double articulated arm	3.03
Power LED fittings	3.01
Salsa articulated arm	3.03
Salsa flexible arm	3.03
Salsa short arm	3.03
Single flexi light.....	3.02
Wardrobe flip out light.....	3.02
Wardrobe sensor light.....	3.01
Wardrobe switched light	3.02



Specification Lighting 4.0

1 Part fixed light	4.07
12 LED Rectangular brick light	4.10
12 LED Small Square brick light	4.10
20/60va Electronic transformer	4.12
20/60va Shark electronic transformer.....	4.12
200va Electronic transformer	4.13
24v LED Power converter	4.13
35/105va Electronic transformer	4.12
50/150va Electronic transformer	4.12
60 LED Rectangular brick light	4.10
60 LED Square brick light	4.10
Arabella suspension	4.03
Arko wall light.....	4.04
Blind hole downlight	4.09
Callisto directional downlight	4.03
Commercial Dichroic Downlights	4.21
Diamond ceiling light	4.09
Die cast fire and acoustic rated fittings.....	4.01
Electrical accessories	4.22
Energy saving ceiling light pack	4.05
Energy saving commercial AR111 downlights	4.21
Europa directional downlight	4.03
Fixed downlight	4.08
Fixed twist and lock	4.06
Grilled / Ungrilled brick light	4.11
Ice walkover	4.04
IP64 Opera fixed downlight	4.02
IP65 Die cast walkover light	4.11
IP65 Fire and acoustic rated adjustable shower light	4.01
IP67 Mains LED walkover light	4.11
IP67 Small LED walkover light	4.11
Lamps	4.15
LV Die cast star light.....	4.09
Lyx wall light.....	4.04
Mini round tilt light	4.07
Nevada spotlight	4.04
Planet IP64 fixed downlight	4.02
Round drop glass light	4.07
Round tilt light	4.07
Salsa short arm	4.03
Smoke / Heat Alarms.....	4.14
Square drop glass light	4.07
Square fire rated downlight	4.01
Square tilt downlight.....	4.07
Stil fixed downlight	4.02
Swivel and scoop twist and lock	4.06
Tilt downlight	4.08
Tilt twist and lock	4.06
Vog directional downlight	4.02





Notes

A series of horizontal dotted lines for writing notes.